

USPSA OAKLEY CHALLENGE 2020 - STARDUST - 2020-07-16



USPSA OAKLEY Challenge 2020
Stage #1 - STARDUST

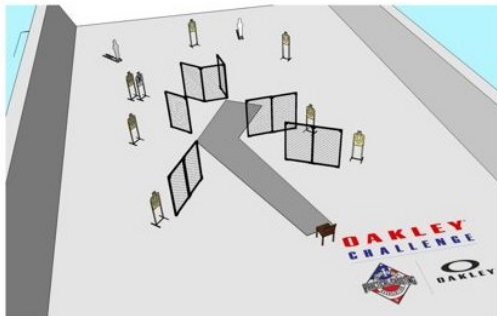


START POSITION: Sitting on chair outside the shooting area, both hands on knees.

GUN READY CONDITION: Handgun - chamber empty. PCC - Option 2

STAGE PROCEDURE: Upon start signal, engage targets from within the fault lines.

SCORING		RULES	
ROUNDS:	16	A shooter who fires shots while completely outside (both feet out and touching the ground) a shooting area is deemed to have gained a significant advantage and will be given one penalty for each shot fired until presence is re-established in a shooting area. If a competitor starts and fires shots while completely outside a shooting area, foot fault penalties will apply as above. No penalty is assessed if a competitor does not fire any shots while faulting. Having at least one foot in a shooting area and nothing touching outside the shooting area is required to re-establish presence in a shooting area.	
POINTS:	80		
PAPER TARGETS			
IPSC:	0		
USPSA:	7		
POPPERS:	2		
PLATES:	0		



Stage Results - Carry Optics

Place	Name	No.	Class	Div	PF	Points	Pen	Time	Hit Factor	Stage Pts	Stage %
1	Maderanek, Radim	72	U	CO	Min	76	0	8.74	8.6957	80.0000	100.00 %
2	Mach, Petr	88	U	CO	Min	72	0	12.50	5.7600	52.9917	66.24 %
3	Mikolášek, Martin	176	U	CO	Min	74	0	13.28	5.5723	51.2649	64.08 %
4	MEIßNER, Martin	99	U	CO	Min	74	0	13.84	5.3468	49.1903	61.49 %
5	Němeček, Pavel	179	U	CO	Min	72	0	13.78	5.2250	48.0697	60.09 %
6	Holyszewski, Petr	170	U	CO	Min	80	0	18.58	4.3057	39.6122	49.52 %
7	Kindl, Thomas	148	U	CO	Min	72	10	22.21	2.7915	25.6817	32.10 %
8	Holec, Miroslav	194	U	CO	Min	70	0	25.22	2.7756	25.5354	31.92 %

Stage Results - Limited

Place	Name	No.	Class	Div	PF	Points	Pen	Time	Hit Factor	Stage Pts	Stage %
1	Liehne, Zdeněk	211	U	L	Maj	77	0	9.28	8.2974	80.0000	100.00 %
2	Rakušan, Josef	215	U	L	Maj	74	0	9.53	7.7650	74.8668	93.58 %
3	Znamenáček, Petr	205	U	L	Maj	74	0	10.19	7.2620	70.0171	87.52 %
4	Benesch, Thomas	63	U	L	Maj	78	0	10.85	7.1889	69.3123	86.64 %
5	Kubík, Karel	50	U	L	Maj	79	0	11.37	6.9481	66.9906	83.74 %
6	Kadlec, Michal	210	U	L	Min	72	0	10.68	6.7416	64.9996	81.25 %
7	Kašpar, Josef	90	U	L	Maj	75	0	11.13	6.7385	64.9697	81.21 %
8	Kašpar, Jiří	174	U	L	Min	76	0	11.49	6.6144	63.7732	79.72 %
9	Galazka, Marcin	37	U	L	Min	74	0	11.21	6.6012	63.6460	79.56 %
10	Hořínek, Miloš	217	U	L	Maj	76	0	11.63	6.5348	63.0058	78.76 %
11	Elstner, Marek	34	U	L	Min	78	0	12.88	6.0559	58.3884	72.99 %
12	Vlček, Lukáš	134	U	L	Min	78	0	12.90	6.0465	58.2978	72.87 %
13	Schröfl, Mark	187	U	L	Maj	77	0	12.89	5.9736	57.5949	71.99 %
14	Ladič, Tibor	57	U	L	Maj	73	0	12.40	5.8871	56.7609	70.95 %
15	Plch, Josef	154	U	L	Min	68	0	11.99	5.6714	54.6812	68.35 %
16	Glos, Stanislav	66	U	L	Min	72	0	13.08	5.5046	53.0730	66.34 %
17	Šoustar, Ivo	55	U	L	Maj	71	0	12.92	5.4954	52.9843	66.23 %
18	Grohol, Radim	59	U	L	Min	68	0	13.01	5.2267	50.3936	62.99 %
19	Fiala, Jan	91	U	L	Min	70	0	13.52	5.1775	49.9193	62.40 %
20	Kiss, Szilard	40	U	L	Maj	75	0	14.56	5.1511	49.6647	62.08 %
21	Novotný, Zdeněk	131	U	L	Min	67	10	11.22	5.0802	48.9811	61.23 %
22	Komínek, Jiří	164	U	L	Maj	76	0	15.26	4.9803	48.0179	60.02 %
23	Perout, Filip	108	U	L	Min	72	0	14.47	4.9758	47.9745	59.97 %

24	Liehne, Irena	8	U	L	Min	74	0	14.92	4.9598	47.8203	59.78 %
25	Dvořák, Petr	185	U	L	Min	74	0	15.05	4.9169	47.4067	59.26 %
26	Eichinger, Andreas	157	U	L	Min	74	0	15.14	4.8877	47.1251	58.91 %
27	Satrapa, František	136	U	L	Min	78	0	16.01	4.8720	46.9738	58.72 %
28	Hrtánek, Michal	74	U	L	Min	74	0	15.21	4.8652	46.9082	58.64 %
29	Tošenovská, Martina	175	U	L	Min	64	0	13.74	4.6579	44.9095	56.14 %
30	Gazda, David	16	U	L	Min	78	0	17.88	4.3624	42.0604	52.58 %
31	Konvičný, Lumír	118	U	L	Min	76	0	17.44	4.3578	42.0161	52.52 %
32	Hudeček, František	19	U	L	Min	72	0	16.54	4.3531	41.9707	52.46 %
33	Alexander, Bauer	123	U	L	Min	74	0	17.04	4.3427	41.8705	52.34 %
34	Fiala jr., Jan	93	U	L	Min	70	0	16.42	4.2631	41.1030	51.38 %
35	Král, Dalibor	17	U	L	Min	68	0	16.05	4.2368	40.8494	51.06 %
36	David, Jaroslav	83	U	L	Min	66	0	15.60	4.2308	40.7916	50.99 %
37	Smětala, Oldřich	84	U	L	Min	74	0	17.63	4.1974	40.4695	50.59 %
38	Ptáčková Mísařová, Petra	212	U	L	Min	62	0	15.07	4.1141	39.6664	49.58 %
39	Klvaňa, Tomáš	169	U	L	Min	76	0	18.93	4.0148	38.7090	48.39 %
40	Švadláková, Miroslava	132	U	L	Min	74	0	18.63	3.9721	38.2973	47.87 %
41	Částek, Jindra	177	U	L	Min	66	0	16.63	3.9687	38.2645	47.83 %
42	Jurasek, Ondrej	135	U	L	Min	74	0	19.07	3.8804	37.4132	46.77 %
43	Kulbabl, Adam	180	U	L	Min	69	10	15.55	3.7942	36.5821	45.73 %
44	Foltyn, Karel	100	U	L	Min	74	0	19.91	3.7167	35.8348	44.79 %
45	Konvičná, Růžena	119	U	L	Min	74	0	19.95	3.7093	35.7635	44.70 %
46	Bernat, Petr	207	U	L	Min	74	0	19.96	3.7074	35.7452	44.68 %
47	Vybíralová, Miluše	2	U	L	Min	68	0	18.96	3.5865	34.5795	43.22 %
48	Batěk, Jarda	68	U	L	Min	65	10	15.64	3.5166	33.9056	42.38 %
49	Zalejská, Draha	213	U	L	Min	68	0	19.82	3.4309	33.0793	41.35 %
50	Čapka, Kamil	58	U	L	Min	67	10	16.83	3.3868	32.6541	40.82 %
51	Čapka, Petr	44	U	L	Min	72	0	21.47	3.3535	32.3330	40.42 %
52	Vachoušková, Petra	75	U	L	Min	65	10	16.44	3.3455	32.2559	40.32 %
53	Zálejský, Rostislav	189	U	L	Maj	69	10	17.65	3.3428	32.2299	40.29 %
54	Tischlerová, Markéta	197	U	L	Min	76	0	23.47	3.2382	31.2213	39.03 %
55	Kastl, Christoph	121	U	L	Min	66	0	20.70	3.1884	30.7412	38.43 %
56	Foltyn, Tomas	102	U	L	Min	78	0	25.70	3.0350	29.2622	36.58 %
57	Kvasnica, Radomír	47	U	L	Min	71	10	21.04	2.8992	27.9529	34.94 %
58	Novák, Miloš	184	U	L	Min	68	0	25.41	2.6761	25.8018	32.25 %
59	Vybíral, Jan	3	U	L	Min	72	0	28.09	2.5632	24.7133	30.89 %
60	Schneider, Michael	115	U	L	Min	70	0	30.54	2.2921	22.0995	27.62 %
61	Janošek, Dušan	150	U	L	Min	71	10	40.85	1.4933	14.3978	18.00 %
62	(DQ) Vopařil, Josef	PEPI	U	L	Min						

Stage Results - Open

Place	Name	No.	Class	Div	PF	Points	Pen	Time	Hit Factor	Stage Pts	Stage %
1	Šebo, Robin	107	U	O	Maj	79	0	9.14	8.6433	80.0000	100.00 %
2	Běhal, Jiří	96	U	O	Maj	72	0	9.80	7.3469	68.0009	85.00 %
3	Samek, Petr	198	U	O	Maj	77	0	12.08	6.3742	58.9978	73.75 %
4	PRASCHINGER, Edgar	98	U	O	Maj	79	0	12.52	6.3099	58.4027	73.00 %
5	Müller, Georg	137	U	O	Maj	74	0	11.83	6.2553	57.8973	72.37 %
6	Sustrova, Katerina	92	U	O	Maj	74	0	11.98	6.1770	57.1726	71.47 %
7	Aigner, Michael	151	U	O	Maj	74	0	12.12	6.1056	56.5117	70.64 %
8	Slavík, Daniel	65	U	O	Min	68	0	11.61	5.8570	54.2108	67.76 %
9	Richter, Petr	31	U	O	Maj	76	0	13.47	5.6422	52.2226	65.28 %
10	Aigner, Edeltraut	152	U	O	Maj	77	0	14.61	5.2704	48.7814	60.98 %
11	Malá, Marcela	35	U	O	Maj	79	0	15.06	5.2457	48.5528	60.69 %
12	Vystyd, Václav	133	U	O	Maj	68	10	11.38	5.0967	47.1736	58.97 %
13	Pawlik, Celina	30	U	O	Maj	67	20	10.31	4.5587	42.1941	52.74 %
14	Schröfl, Alexander	186	U	O	Maj	77	0	17.32	4.4457	41.1482	51.44 %
15	Žáček, Milan	4	U	O	Maj	78	0	18.07	4.3165	39.9523	49.94 %
16	Šustr, Miloš	94	U	O	Maj	79	0	20.14	3.9225	36.3056	45.38 %
17	Glac, Martin	60	U	O	Maj	73	0	18.95	3.8522	35.6549	44.57 %

Stage Results - PCC

Place	Name	No.	Class	Div	PF	Points	Pen	Time	Hit Factor	Stage Pts	Stage %
1	Ženčár, Pavol	147	U	PCC	Min	78	0	8.39	9.2968	80.0000	100.00 %
2	Sudek, Lukáš	191	U	PCC	Min	76	0	9.07	8.3793	72.1048	90.13 %
3	Žolnay, Pavol	114	U	PCC	Min	76	0	9.98	7.6152	65.5296	81.91 %
4	Marcinek, Pavel	21	U	PCC	Min	80	0	10.88	7.3529	63.2725	79.09 %
5	Synek, Miloš	203	U	PCC	Min	76	0	10.66	7.1295	61.3501	76.69 %
6	Rozehnal, Pavel	23	U	PCC	Min	78	0	11.02	7.0780	60.9070	76.13 %
7	Novotny, Martin	5	U	PCC	Min	70	0	10.02	6.9860	60.1153	75.14 %
8	Cimburek, Lukas	181	U	PCC	Min	76	0	10.90	6.9725	59.9991	75.00 %
9	Peša, Jaroslav	188	U	PCC	Min	74	0	10.70	6.9159	59.5121	74.39 %
10	Maska, Richard	155	U	PCC	Min	74	0	11.25	6.5778	56.6027	70.75 %
11	Musil, Eduard	22	U	PCC	Min	76	0	11.85	6.4135	55.1889	68.99 %
12	Šindler, Hynek	25	U	PCC	Min	80	0	12.73	6.2844	54.0780	67.60 %
13	Kubáč, Vítězslav	204	U	PCC	Min	74	0	12.26	6.0359	51.9396	64.92 %
14	Ladisich, Robert	106	U	PCC	Min	80	0	13.30	6.0150	51.7597	64.70 %
15	Malý, Daniel	28	U	PCC	Min	78	0	13.49	5.7821	49.7556	62.19 %
16	Plzák, Jiří	1	U	PCC	Min	78	0	13.83	5.6399	48.5320	60.66 %
17	Szihn, Roman	124	U	PCC	Min	70	0	13.21	5.2990	45.5985	57.00 %
18	Radkovič, Michal	18	U	PCC	Min	70	0	13.40	5.2239	44.9522	56.19 %
19	Kučerík, Petr	27	U	PCC	Min	78	0	15.40	5.0649	43.5840	54.48 %
20	Malý, Jan	29	U	PCC	Min	74	0	16.81	4.4021	37.8806	47.35 %
21	Krátká, Marie	145	U	PCC	Min	74	0	17.21	4.2998	37.0003	46.25 %
22	Bublák, Martin	89	U	PCC	Min	76	0	17.79	4.2721	36.7619	45.95 %
23	Krammer, Petra	52	U	PCC	Min	76	0	18.04	4.2129	36.2525	45.32 %
24	Chlup, Michal	158	U	PCC	Min	74	0	18.79	3.9383	33.8895	42.36 %
25	Krátký, Václav	144	U	PCC	Min	67	10	17.53	3.2516	27.9804	34.98 %
26	Ladisich, Sonja	104	U	PCC	Min	72	0	22.83	3.1537	27.1379	33.92 %

Stage Results - Production

Place	Name	No.	Class	Div	PF	Points	Pen	Time	Hit Factor	Stage Pts	Stage %
1	Štěpán, Michal	81	U	P	Min	78	0	9.49	8.2192	80.0000	100.00 %
2	Mačura, Ondřej	10	U	P	Min	76	0	11.19	6.7918	66.1067	82.63 %
3	Strýc, Michael	173	U	P	Min	78	0	11.49	6.7885	66.0746	82.59 %
4	Kužel, Zdeněk	6	U	P	Min	70	0	10.52	6.6540	64.7654	80.96 %
5	Balej, Zdeněk	165	U	P	Min	70	0	10.96	6.3869	62.1657	77.71 %
6	Jedlička, Jiri	202	U	P	Min	78	0	12.28	6.3518	61.8240	77.28 %
7	Luža, Jaroslav	86	U	P	Min	78	0	12.56	6.2102	60.4458	75.56 %
8	Němeček, Zdeněk	111	U	P	Min	72	0	11.62	6.1962	60.3095	75.39 %
9	Vomela, Lukáš	101	U	P	Min	70	0	11.32	6.1837	60.1879	75.23 %
10	Zapletal, Miroslav	167	U	P	Min	78	0	12.63	6.1758	60.1110	75.14 %
11	Hodoval, Pavel	200	U	P	Min	76	0	13.19	5.7619	56.0823	70.10 %
12	Boško, Radovan	82	U	P	Min	76	0	13.78	5.5152	53.6811	67.10 %
13	Najmonová, Hana	13	U	P	Min	80	0	14.54	5.5021	53.5536	66.94 %
14	Prokop, Jan	67	U	P	Min	68	0	12.87	5.2836	51.4269	64.28 %
15	Jedlička, Jakub	201	U	P	Min	74	0	14.03	5.2744	51.3374	64.17 %
16	Valvoda, Marek	12	U	P	Min	72	0	13.75	5.2364	50.9675	63.71 %
17	Švajka, Ondřej	61	U	P	Min	68	0	13.59	5.0037	48.7026	60.88 %
18	Cehelský, Petr	80	U	P	Min	70	0	13.99	5.0036	48.7016	60.88 %
19	Gabriel, Jiří	149	U	P	Min	68	0	13.67	4.9744	48.4174	60.52 %
20	Chaloupka, Jakub	76	U	P	Min	74	0	14.91	4.9631	48.3074	60.38 %
21	Císař, Radek	193	U	P	Maj	74	0	15.02	4.9268	47.9541	59.94 %
22	Liehne, Jan	9	U	P	Min	62	0	12.66	4.8973	47.6669	59.58 %
23	Malach, Miroslav	128	U	P	Min	76	0	15.53	4.8938	47.6329	59.54 %
24	Vorlíček, Jan	78	U	P	Min	80	0	16.55	4.8338	47.0489	58.81 %
25	Kaprál, Vojtěch	190	U	P	Min	70	0	14.51	4.8243	46.9564	58.70 %
26	Kratochvil, Vaclav	54	U	P	Maj	74	0	15.38	4.8114	46.8308	58.54 %
27	Dolezal, Philipp	38	U	P	Min	58	0	12.16	4.7697	46.4250	58.03 %
28	Šilhán, Jiří	42	U	P	Min	66	0	14.41	4.5802	44.5805	55.73 %
29	Rajman, Jiří	11	U	P	Min	72	0	15.91	4.5255	44.0481	55.06 %
30	Růžička, Milan	41	U	P	Min	68	0	15.08	4.5093	43.8904	54.86 %

31	Grygar, Zdeněk	85	U	P	Min	76	0	16.97	4.4785	43.5906	54.49 %
32	Pánek, Aleš	199	U	P	Min	76	0	17.02	4.4653	43.4621	54.33 %
33	Piatke, Ondřej	120	U	P	Min	72	0	16.14	4.4610	43.4203	54.28 %
34	Rossl, Karel	218	U	P	Min	76	0	17.23	4.4109	42.9326	53.67 %
35	Zikán, Roman	70	U	P	Min	63	10	12.19	4.3478	42.3185	52.90 %
36	Vančura, Jan	160	U	P	Min	70	0	16.18	4.3263	42.1092	52.64 %
37	Lakosil, Jaroslav	53	U	P	Min	68	0	15.94	4.2660	41.5223	51.90 %
38	Škop, Ctirad	153	U	P	Min	69	10	13.85	4.2599	41.4629	51.83 %
39	Sixta, Bedřich	14	U	P	Min	74	0	17.71	4.1784	40.6697	50.84 %
40	Mužík, Pavel	7	U	P	Min	65	10	13.26	4.1478	40.3718	50.46 %
41	Jurásek, Petr	56	U	P	Min	71	10	14.86	4.1050	39.9552	49.94 %
42	Brož, Jakub	43	U	P	Min	78	0	19.09	4.0859	39.7693	49.71 %
43	Pěčková, Petra	159	U	P	Min	68	0	17.24	3.9443	38.3911	47.99 %
44	Klimeš, Martin	87	U	P	Min	74	0	19.11	3.8723	37.6903	47.11 %
45	Kretek, Daniel	216	U	P	Min	80	0	21.32	3.7523	36.5223	45.65 %
46	Šurý, Petr	33	U	P	Min	76	0	20.27	3.7494	36.4941	45.62 %
47	Bauer, David	122	U	P	Min	63	10	14.63	3.6227	35.2609	44.08 %
48	Chernobaj, Valentina	45	U	P	Min	74	0	20.61	3.5905	34.9474	43.68 %
49	Nathanielová, Nicole	142	U	P	Min	60	0	17.06	3.5170	34.2320	42.79 %
50	Videnka, Petr	178	U	P	Min	67	10	16.29	3.4991	34.0578	42.57 %
51	Pícha, Jiří	20	U	P	Min	68	0	19.70	3.4518	33.5974	42.00 %
52	Slivečka, Zdeněk	126	U	P	Min	74	0	22.18	3.3363	32.4732	40.59 %
53	Neumann, Michal	26	U	P	Min	66	0	20.34	3.2448	31.5826	39.48 %
54	Mlynský, Miroslav	48	U	P	Min	66	0	20.62	3.2008	31.1544	38.94 %
55	Zemčík, Jan	139	U	P	Min	72	0	22.91	3.1427	30.5889	38.24 %
56	Dohnalová, Dana	146	U	P	Min	74	0	30.23	2.4479	23.8262	29.78 %
57	Diviš, Josef	192	U	P	Min	73	10	35.61	1.7692	17.2202	21.53 %

Stage Results - Single Stack

Place	Name	No.	Class	Div	PF	Points	Pen	Time	Hit Factor	Stage Pts	Stage %
1	Kala, Jakub	129	U	SS	Min	76	0	12.89	5.8960	80.0000	100.00 %
2	Vítek, Libor	97	U	SS	Min	74	0	13.38	5.5306	75.0421	93.80 %
3	Fischer, Manfred	105	U	SS	Min	68	0	14.35	4.7387	64.2972	80.37 %
4	Kerber, Gerhard	79	U	SS	Min	74	0	16.27	4.5482	61.7123	77.14 %
5	Slováček, Pavel	195	U	SS	Min	74	0	17.90	4.1341	56.0936	70.12 %
6	Schenk, Klaus-Dieter	163	U	SS	Min	71	10	23.07	2.6441	35.8765	44.85 %

Generated by PractiScore for Android (1.6.45 Lenovo) at 2020-07-19 15:41 +0200

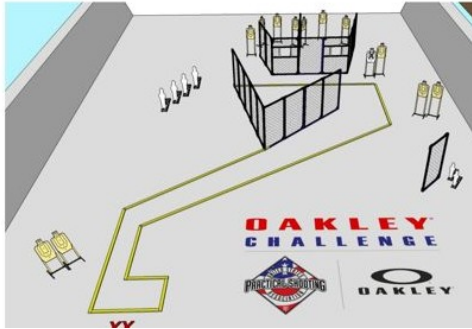
USPSA OAKLEY CHALLENGE 2020 - SLOW DOWN - 2020-07-16



USPSA OAKLEY Challenge 2020
Stage #2 - SLOW DOWN



START POSITION: Standing outside the shooting area, both heels touching mark.	
GUN READY CONDITION: Handgun loaded and holstered. PCC loaded - Option 1	
STAGE PROCEDURE: Upon start signal, engage targets from within the fault lines.	
SCORING	RULES
ROUNDS: 30 POINTS: 150 PAPER TARGETS IPSC: 0 USPSA: 12 POPPERS: 6 PLATES: 0	A shooter who fires shots while completely outside (both feet out and touching the ground) a shooting area is deemed to have gained a significant advantage and will be given one penalty for each shot fired until presence is re-established in a shooting area. If a competitor starts and fires shots while completely outside a shooting area, foot fault penalties will apply as above. No penalty is assessed if a competitor does not fire any shots while faulting. Having at least one foot in a shooting area and nothing touching outside the shooting area is required to re-establish presence in a shooting area.



Stage Results - Carry Optics

Place	Name	No.	Class	Div	PF	Points	Pen	Time	Hit Factor	Stage Pts	Stage %
1	Maderanek, Radim	72	U	CO	Min	140	0	18.34	7.6336	150.0000	100.00 %
2	Mikolášek, Martin	176	U	CO	Min	142	0	19.61	7.2412	142.2894	94.86 %
3	MEIßNER, Martin	99	U	CO	Min	140	0	24.58	5.6957	111.9203	74.61 %
4	Mach, Petr	88	U	CO	Min	132	0	23.74	5.5602	109.2578	72.84 %
5	Němeček, Pavel	179	U	CO	Min	138	0	28.57	4.8302	94.9133	63.28 %
6	Kindl, Thomas	148	U	CO	Min	130	0	28.49	4.5630	89.6628	59.78 %
7	Holyszewski, Petr	170	U	CO	Min	148	0	36.38	4.0682	79.9400	53.29 %
8	Holec, Miroslav	194	U	CO	Min	127	10	34.34	3.4071	66.9494	44.63 %

Stage Results - Limited

Place	Name	No.	Class	Div	PF	Points	Pen	Time	Hit Factor	Stage Pts	Stage %
1	Znamenáček, Petr	205	U	L	Maj	144	0	16.07	8.9608	150.0000	100.00 %
2	Rakušan, Josef	215	U	L	Maj	143	0	17.43	8.2042	137.3348	91.56 %
3	Liehne, Zdeněk	211	U	L	Maj	146	0	18.20	8.0220	134.2849	89.52 %
4	Kadlec, Michal	210	U	L	Min	136	0	19.27	7.0576	118.1412	78.76 %
5	Kubík, Karel	50	U	L	Maj	144	0	22.38	6.4343	107.7075	71.80 %
6	Šoustar, Ivo	55	U	L	Maj	146	0	23.09	6.3231	105.8460	70.56 %
7	Kašpar, Jiří	174	U	L	Min	144	0	23.03	6.2527	104.6676	69.78 %
8	Benesch, Thomas	63	U	L	Maj	138	0	22.24	6.2050	103.8691	69.25 %
9	Kašpar, Josef	90	U	L	Maj	142	0	22.89	6.2036	103.8456	69.23 %
10	Galazka, Marcin	37	U	L	Min	138	0	22.46	6.1443	102.8530	68.57 %
11	Tošenovská, Martina	175	U	L	Min	136	0	23.10	5.8874	98.5526	65.70 %
12	Liehne, Irena	8	U	L	Min	144	0	24.59	5.8560	98.0270	65.35 %
13	Glos, Stanislav	66	U	L	Min	132	0	22.64	5.8304	97.5984	65.07 %
14	Hořínek, Miloš	217	U	L	Maj	140	10	22.73	5.7193	95.7387	63.83 %
15	Schröfl, Mark	187	U	L	Maj	131	10	21.43	5.6463	94.5167	63.01 %
16	Perout, Filip	108	U	L	Min	134	0	23.88	5.6114	93.9325	62.62 %
17	Novotný, Zdeněk	131	U	L	Min	132	0	23.67	5.5767	93.3516	62.23 %
18	Ladič, Tibor	57	U	L	Maj	139	0	24.95	5.5711	93.2579	62.17 %
19	Vlček, Lukáš	134	U	L	Min	142	0	26.67	5.3243	89.1265	59.42 %
20	Tischlerová, Markéta	197	U	L	Min	134	0	26.18	5.1184	85.6799	57.12 %
21	Batěk, Jarda	68	U	L	Min	144	0	28.54	5.0456	84.4612	56.31 %
22	Fiala, Jan	91	U	L	Min	142	0	28.23	5.0301	84.2017	56.13 %
23	Čapka, Petr	44	U	L	Min	118	0	23.52	5.0170	83.9825	55.99 %
24	Plch, Josef	154	U	L	Min	130	0	26.12	4.9770	83.3129	55.54 %

25	Grohol, Radim	59	U	L	Min	136	0	27.37	4.9689	83.1773	55.45 %
26	Král, Dalibor	17	U	L	Min	124	0	25.17	4.9265	82.4675	54.98 %
27	David, Jaroslav	83	U	L	Min	130	0	26.60	4.8872	81.8097	54.54 %
28	Vachoušková, Petra	75	U	L	Min	130	0	26.60	4.8872	81.8097	54.54 %
29	Komínek, Jiří	164	U	L	Maj	141	0	29.56	4.7700	79.8478	53.23 %
30	Elstner, Marek	34	U	L	Min	134	0	28.19	4.7535	79.5716	53.05 %
31	Eichinger, Andreas	157	U	L	Min	126	0	27.04	4.6598	78.0031	52.00 %
32	Janošek, Dušan	150	U	L	Min	126	0	27.21	4.6307	77.5160	51.68 %
33	Hudeček, František	19	U	L	Min	137	10	28.44	4.4655	74.7506	49.83 %
34	Jurasek, Ondrej	135	U	L	Min	146	0	32.78	4.4539	74.5564	49.70 %
35	Hrtánek, Michal	74	U	L	Min	138	0	31.80	4.3396	72.6431	48.43 %
36	Gazda, David	16	U	L	Min	127	10	27.19	4.3031	72.0321	48.02 %
37	Smětala, Oldřich	84	U	L	Min	133	10	28.83	4.2664	71.4177	47.61 %
38	Foltýn, Karel	100	U	L	Min	140	0	32.82	4.2657	71.4060	47.60 %
39	Kulbabl, Adam	180	U	L	Min	129	10	28.56	4.1667	69.7488	46.50 %
40	Dvořák, Petr	185	U	L	Min	115	10	25.26	4.1568	69.5831	46.39 %
41	Klvaňa, Tomáš	169	U	L	Min	136	0	33.15	4.1026	68.6758	45.78 %
42	Alexander, Bauer	123	U	L	Min	122	0	29.78	4.0967	68.5770	45.72 %
43	Ptáčková Mísařová, Petra	212	U	L	Min	119	10	26.87	4.0566	67.9058	45.27 %
44	Vybíral, Jan	3	U	L	Min	134	0	33.32	4.0216	67.3199	44.88 %
45	Konvičný, Lumír	118	U	L	Min	126	0	31.95	3.9437	66.0159	44.01 %
46	Kastl, Christoph	121	U	L	Min	126	0	32.09	3.9265	65.7279	43.82 %
47	Fiala jr., Jan	93	U	L	Min	124	0	32.43	3.8236	64.0054	42.67 %
48	Satrapa, František	136	U	L	Min	130	0	34.53	3.7648	63.0212	42.01 %
49	Kiss, Szilard	40	U	L	Maj	141	0	38.89	3.6256	60.6910	40.46 %
50	Zálejský, Rostislav	189	U	L	Maj	140	0	39.83	3.5149	58.8379	39.23 %
51	Foltyn, Tomas	102	U	L	Min	138	0	39.40	3.5025	58.6304	39.09 %
52	Zalejská, Draha	213	U	L	Min	132	0	38.12	3.4627	57.9641	38.64 %
53	Konvičná, Růžena	119	U	L	Min	124	0	36.38	3.4085	57.0568	38.04 %
54	Bernat, Petr	207	U	L	Min	133	10	37.40	3.2888	55.0531	36.70 %
55	Kvasnica, Radomír	47	U	L	Min	123	10	35.76	3.1600	52.8971	35.26 %
56	Vybíralová, Miluše	2	U	L	Min	118	30	30.47	2.8881	48.3456	32.23 %
57	Čapka, Kamil	58	U	L	Min	116	20	34.62	2.7730	46.4188	30.95 %
58	Novák, Miloš	184	U	L	Min	124	0	44.94	2.7592	46.1878	30.79 %
59	Částek, Jindra	177	U	L	Min	120	20	38.19	2.6185	43.8326	29.22 %
60	Schneider, Michael	115	U	L	Min	115	40	38.10	1.9685	32.9519	21.97 %
61	Švadláková, Miroslava	132	U	L	Min	110	60	27.58	1.8129	30.3472	20.23 %
62	(DQ) Vopařil, Josef	PEPI	U	L	Min						

Stage Results - Open

Place	Name	No.	Class	Div	PF	Points	Pen	Time	Hit Factor	Stage Pts	Stage %
1	Šebo, Robin	107	U	O	Maj	148	0	14.68	10.0817	150.0000	100.00 %
2	Sustrova, Katerina	92	U	O	Maj	131	0	17.33	7.5591	112.4676	74.98 %
3	Glac, Martin	60	U	O	Maj	148	0	21.05	7.0309	104.6088	69.74 %
4	PRASCHINGER, Edgar	98	U	O	Maj	141	0	20.29	6.9492	103.3933	68.93 %
5	Richter, Petr	31	U	O	Maj	144	0	21.20	6.7925	101.0618	67.37 %
6	Běhal, Jiří	96	U	O	Maj	132	0	19.45	6.7866	100.9740	67.32 %
7	Šustr, Miloš	94	U	O	Maj	145	0	21.68	6.6882	99.5100	66.34 %
8	Müller, Georg	137	U	O	Maj	144	0	22.93	6.2800	93.4366	62.29 %
9	Samek, Petr	198	U	O	Maj	134	0	21.43	6.2529	93.0334	62.02 %
10	Slavík, Daniel	65	U	O	Min	140	0	22.50	6.2222	92.5766	61.72 %
11	Pawlik, Celina	30	U	O	Maj	132	0	21.23	6.2176	92.5082	61.67 %
12	Malá, Marcela	35	U	O	Maj	140	0	23.30	6.0086	89.3986	59.60 %
13	Aigner, Michael	151	U	O	Maj	142	0	23.82	5.9614	88.6964	59.13 %
14	Aigner, Edeltraut	152	U	O	Maj	143	0	24.04	5.9484	88.5029	59.00 %
15	Schröfl, Alexander	186	U	O	Maj	142	0	26.05	5.4511	81.1039	54.07 %
16	Žáček, Milan	4	U	O	Maj	145	0	27.07	5.3565	79.6964	53.13 %
17	Vystyd, Václav	133	U	O	Maj	136	20	27.24	4.2584	63.3584	42.24 %

Stage Results - PCC

Place	Name	No.	Class	Div	PF	Points	Pen	Time	Hit Factor	Stage Pts	Stage %
1	Ženčár, Pavol	147	U	PCC	Min	138	0	14.35	9.6167	150.0000	100.00 %

2	Sudek, Lukáš	191	U	PCC	Min	135	10	14.27	8.7596	136.6311	91.09 %
3	Marcinek, Pavel	21	U	PCC	Min	142	0	17.82	7.9686	124.2932	82.86 %
4	Novotny, Martin	5	U	PCC	Min	128	0	16.99	7.5338	117.5112	78.34 %
5	Radkovič, Michal	18	U	PCC	Min	148	0	20.56	7.1984	112.2797	74.85 %
6	Rozehnal, Pavel	23	U	PCC	Min	142	0	20.16	7.0437	109.8667	73.24 %
7	Synek, Miloš	203	U	PCC	Min	140	0	20.34	6.8830	107.3601	71.57 %
8	Musil, Eduard	22	U	PCC	Min	140	0	20.85	6.7146	104.7334	69.82 %
9	Kubáč, Vítězslav	204	U	PCC	Min	136	0	20.74	6.5574	102.2814	68.19 %
10	Maska, Richard	155	U	PCC	Min	132	0	20.29	6.5057	101.4750	67.65 %
11	Kučerík, Petr	27	U	PCC	Min	148	0	22.87	6.4714	100.9400	67.29 %
12	Šindler, Hynek	25	U	PCC	Min	148	0	23.13	6.3986	99.8045	66.54 %
13	Szihn, Roman	124	U	PCC	Min	140	0	21.91	6.3898	99.6672	66.44 %
14	Cimburek, Lukas	181	U	PCC	Min	142	0	22.74	6.2445	97.4009	64.93 %
15	Bublák, Martin	89	U	PCC	Min	136	0	22.40	6.0714	94.7009	63.13 %
16	Ladisich, Robert	106	U	PCC	Min	136	0	23.47	5.7946	90.3834	60.26 %
17	Žolnay, Pavol	114	U	PCC	Min	138	0	23.85	5.7862	90.2524	60.17 %
18	Malý, Daniel	28	U	PCC	Min	142	0	24.98	5.6845	88.6661	59.11 %
19	Plzák, Jiří	1	U	PCC	Min	142	0	25.28	5.6171	87.6148	58.41 %
20	Malý, Jan	29	U	PCC	Min	140	0	26.83	5.2180	81.3897	54.26 %
21	Krátká, Marie	145	U	PCC	Min	136	0	26.86	5.0633	78.9767	52.65 %
22	Krammer, Petra	52	U	PCC	Min	139	10	29.97	4.3043	67.1379	44.76 %
23	Chlup, Michal	158	U	PCC	Min	137	10	36.13	3.5151	54.8281	36.55 %
24	Krátký, Václav	144	U	PCC	Min	126	60	19.55	3.3760	52.6584	35.11 %
25	Ladisich, Sonja	104	U	PCC	Min	135	10	38.26	3.2671	50.9598	33.97 %
26	Peša, Jaroslav	188	U	PCC	Min	140	0	44.64	3.1362	48.9180	32.61 %

Stage Results - Production

Place	Name	No.	Class	Div	PF	Points	Pen	Time	Hit Factor	Stage Pts	Stage %
1	Štěpán, Michal	81	U	P	Min	146	0	16.87	8.6544	150.0000	100.00 %
2	Zapletal, Miroslav	167	U	P	Min	142	0	19.15	7.4151	128.5202	85.68 %
3	Strýc, Michael	173	U	P	Min	148	0	20.04	7.3852	128.0019	85.33 %
4	Balej, Zdeněk	165	U	P	Min	138	0	20.40	6.7647	117.2473	78.16 %
5	Mačura, Ondřej	10	U	P	Min	136	0	20.66	6.5828	114.0946	76.06 %
6	Jedlička, Jiri	202	U	P	Min	144	0	22.09	6.5188	112.9853	75.32 %
7	Brož, Jakub	43	U	P	Min	142	0	21.91	6.4811	112.3319	74.89 %
8	Kužel, Zdeněk	6	U	P	Min	132	0	20.49	6.4422	111.6577	74.44 %
9	Němeček, Zdeněk	111	U	P	Min	136	0	21.12	6.4394	111.6091	74.41 %
10	Gabriel, Jiří	149	U	P	Min	142	0	22.45	6.3252	109.6298	73.09 %
11	Liehne, Jan	9	U	P	Min	139	10	20.45	6.3081	109.3334	72.89 %
12	Vomela, Lukáš	101	U	P	Min	142	0	23.47	6.0503	104.8652	69.91 %
13	Jedlička, Jakub	201	U	P	Min	146	0	24.36	5.9934	103.8790	69.25 %
14	Cehelský, Petr	80	U	P	Min	142	0	23.80	5.9664	103.4110	68.94 %
15	Švajka, Ondřej	61	U	P	Min	132	0	24.17	5.4613	94.6565	63.10 %
16	Císař, Radek	193	U	P	Maj	130	10	22.23	5.3981	93.5611	62.37 %
17	Zemčík, Jan	139	U	P	Min	140	0	26.57	5.2691	91.3252	60.88 %
18	Pánek, Aleš	199	U	P	Min	128	0	24.59	5.2054	90.2212	60.15 %
19	Neumann, Michal	26	U	P	Min	142	0	27.49	5.1655	89.5296	59.69 %
20	Růžička, Milan	41	U	P	Min	142	0	27.78	5.1116	88.5954	59.06 %
21	Vorlíček, Jan	78	U	P	Min	128	0	25.26	5.0673	87.8276	58.55 %
22	Prokop, Jan	67	U	P	Min	126	0	25.28	4.9842	86.3873	57.59 %
23	Vančura, Jan	160	U	P	Min	136	0	27.57	4.9329	85.4981	57.00 %
24	Luža, Jaroslav	86	U	P	Min	142	0	29.08	4.8831	84.6350	56.42 %
25	Škop, Ctirad	153	U	P	Min	132	0	27.29	4.8369	83.8342	55.89 %
26	Valvoda, Marek	12	U	P	Min	125	10	23.97	4.7977	83.1548	55.44 %
27	Kaprál, Vojtěch	190	U	P	Min	125	10	24.03	4.7857	82.9468	55.30 %
28	Lakosil, Jaroslav	53	U	P	Min	138	0	29.13	4.7374	82.1097	54.74 %
29	Rajman, Jiří	11	U	P	Min	127	10	25.09	4.6632	80.8236	53.88 %
30	Grygar, Zdeněk	85	U	P	Min	136	0	29.18	4.6607	80.7803	53.85 %
31	Najmonová, Hana	13	U	P	Min	133	10	26.73	4.6016	79.7560	53.17 %
32	Kratochvil, Vaclav	54	U	P	Maj	132	0	29.07	4.5408	78.7022	52.47 %
33	Šilhán, Jiří	42	U	P	Min	122	0	27.27	4.4738	77.5409	51.69 %
34	Chernobai, Valentina	45	U	P	Min	134	0	30.30	4.4224	76.6500	51.10 %
35	Hodoval, Pavel	200	U	P	Min	134	0	30.53	4.3891	76.0729	50.72 %

36	Zikán, Roman	70	U	P	Min	132	0	30.31	4.3550	75.4818	50.32 %
37	Dolezal, Philipp	38	U	P	Min	137	10	29.71	4.2747	74.0901	49.39 %
38	Piatke, Ondřej	120	U	P	Min	118	0	28.26	4.1755	72.3707	48.25 %
39	Videnka, Petr	178	U	P	Min	138	0	33.09	4.1704	72.2823	48.19 %
40	Pěčková, Petra	159	U	P	Min	127	10	28.61	4.0895	70.8801	47.25 %
41	Mužík, Pavel	7	U	P	Min	123	10	27.89	4.0516	70.2232	46.82 %
42	Šurý, Petr	33	U	P	Min	146	0	36.11	4.0432	70.0776	46.72 %
43	Klimeš, Martin	87	U	P	Min	134	0	35.14	3.8133	66.0930	44.06 %
44	Kretek, Daniel	216	U	P	Min	142	0	37.37	3.7998	65.8590	43.91 %
45	Sixta, Bedřich	14	U	P	Min	126	0	33.60	3.7500	64.9958	43.33 %
46	Boško, Radovan	82	U	P	Min	144	10	37.19	3.6031	62.4497	41.63 %
47	Chaloupka, Jakub	76	U	P	Min	130	0	37.74	3.4446	59.7026	39.80 %
48	Jurásek, Petr	56	U	P	Min	122	0	35.63	3.4241	59.3473	39.56 %
49	Bauer, David	122	U	P	Min	121	10	32.58	3.4070	59.0509	39.37 %
50	Dohnalová, Dana	146	U	P	Min	126	0	37.26	3.3816	58.6106	39.07 %
51	Slivečka, Zdeněk	126	U	P	Min	130	0	39.24	3.3129	57.4199	38.28 %
52	Mlynský, Miroslav	48	U	P	Min	102	0	33.90	3.0088	52.1492	34.77 %
53	Pícha, Jiří	20	U	P	Min	122	20	36.66	2.7823	48.2234	32.15 %
54	Malach, Miroslav	128	U	P	Min	118	60	27.84	2.0833	36.1082	24.07 %
55	Diviš, Josef	192	U	P	Min	101	70	48.54	0.6386	11.0684	7.38 %
56	Nathanielová, Nicole	142	U	P	Min	89	80	29.75	0.3025	5.2430	3.50 %
57	Rossl, Karel	218	U	P	Min	48	300	8.15	0.0000	0.0000	0.00 %

Stage Results - Single Stack

Place	Name	No.	Class	Div	PF	Points	Pen	Time	Hit Factor	Stage Pts	Stage %
1	Kala, Jakub	129	U	SS	Min	138	0	26.55	5.1977	150.0000	100.00 %
2	Vítek, Libor	97	U	SS	Min	126	0	24.52	5.1387	148.2973	98.86 %
3	Fischer, Manfred	105	U	SS	Min	126	0	29.56	4.2625	123.0111	82.01 %
4	Kerber, Gerhard	79	U	SS	Min	132	0	37.10	3.5580	102.6800	68.45 %
5	Slováček, Pavel	195	U	SS	Min	124	0	34.92	3.5510	102.4780	68.32 %
6	Schenk, Klaus-Dieter	163	U	SS	Min	134	0	51.09	2.6228	75.6912	50.46 %

Generated by PractiScore for Android (1.6.45 Lenovo) at 2020-07-19 15:41 +0200

USPSA OAKLEY CHALLENGE 2020 - HEAD HUNTER - 2020-07-16



USPSA OAKLEY Challenge 2020
Stage #3 - HEAD HUNTER



START POSITION: Standing outside the shooting area, both heels touching mark.	
GUN READY CONDITION: Handgun loaded and holstered. PCC loaded - Option 1	
STAGE PROCEDURE: Upon start signal, engage targets from within the fault lines.	
SCORING	RULES
ROUNDS: 22 POINTS: 110 PAPER TARGETS: IPSC: 0 USPSA: 8 POPPERS: 3 PLATES: 3	A shooter who fires shots while completely outside (both feet out and touching the ground) a shooting area is deemed to have gained a significant advantage and will be given one penalty for each shot fired until presence is re-established in a shooting area. If a competitor starts and fires shots while completely outside a shooting area, foot fault penalties will apply as above. No penalty is assessed if a competitor does not fire any shots while faulting. Having at least one foot in a shooting area and nothing touching outside the shooting area is required to re-establish presence in a shooting area.



Stage Results - Carry Optics

Place	Name	No.	Class	Div	PF	Points	Pen	Time	Hit Factor	Stage Pts	Stage %
1	Maderanek, Radim	72	U	CO	Min	96	0	12.76	7.5235	110.0000	100.00 %
2	MEIßNER, Martin	99	U	CO	Min	94	0	15.63	6.0141	87.9313	79.94 %
3	Mikolášek, Martin	176	U	CO	Min	100	0	16.81	5.9488	86.9765	79.07 %
4	Mach, Petr	88	U	CO	Min	98	0	18.90	5.1852	75.8121	68.92 %
5	Němeček, Pavel	179	U	CO	Min	102	0	20.74	4.9180	71.9054	65.37 %
6	Holec, Miroslav	194	U	CO	Min	102	0	25.72	3.9658	57.9834	52.71 %
7	Holyszewski, Petr	170	U	CO	Min	102	0	27.29	3.7376	54.6469	49.68 %
8	Kindl, Thomas	148	U	CO	Min	90	0	26.66	3.3758	49.3571	44.87 %

Stage Results - Limited

Place	Name	No.	Class	Div	PF	Points	Pen	Time	Hit Factor	Stage Pts	Stage %
1	Liehne, Zdeněk	211	U	L	Maj	106	0	12.38	8.5622	110.0000	100.00 %
2	Rakušan, Josef	215	U	L	Maj	102	10	12.56	7.3248	94.1029	85.55 %
3	Galazka, Marcin	37	U	L	Min	104	0	15.22	6.8331	87.7860	79.81 %
4	Znamenáček, Petr	205	U	L	Maj	97	10	12.95	6.7181	86.3085	78.46 %
5	Novotný, Zdeněk	131	U	L	Min	100	0	15.35	6.5147	83.6954	76.09 %
6	Hořínek, Miloš	217	U	L	Maj	103	0	16.13	6.3856	82.0369	74.58 %
7	Šoustar, Ivo	55	U	L	Maj	107	0	17.46	6.1283	78.7313	71.57 %
8	Benesch, Thomas	63	U	L	Maj	103	0	17.72	5.8126	74.6754	67.89 %
9	Kubík, Karel	50	U	L	Maj	102	10	16.18	5.6860	73.0490	66.41 %
10	Liehne, Irena	8	U	L	Min	102	0	18.04	5.6541	72.6392	66.04 %
11	Tischlerová, Markéta	197	U	L	Min	108	0	19.71	5.4795	70.3960	64.00 %
12	Schröfl, Mark	187	U	L	Maj	100	0	19.18	5.2138	66.9826	60.89 %
13	Kadlec, Michal	210	U	L	Min	87	10	15.03	5.1231	65.8173	59.83 %
14	Komínek, Jiří	164	U	L	Maj	99	0	19.52	5.0717	65.1570	59.23 %
15	Tošenovská, Martina	175	U	L	Min	93	10	16.49	5.0334	64.6649	58.79 %
16	Glos, Stanislav	66	U	L	Min	96	0	19.32	4.9689	63.8363	58.03 %
17	Ptáčková Mísařová, Petra	212	U	L	Min	102	0	21.04	4.8479	62.2818	56.62 %
18	Čapka, Petr	44	U	L	Min	94	0	19.40	4.8454	62.2497	56.59 %
19	Ladič, Tibor	57	U	L	Maj	106	0	22.12	4.7920	61.5636	55.97 %
20	Alexander, Bauer	123	U	L	Min	96	0	20.09	4.7785	61.3902	55.81 %
21	Kašpar, Jiří	174	U	L	Min	89	10	16.92	4.6690	59.9834	54.53 %
22	Fiala, Jan	91	U	L	Min	103	10	20.21	4.6017	59.1188	53.74 %
23	Kiss, Szilard	40	U	L	Maj	102	10	20.19	4.5567	58.5407	53.22 %

24	Kašpar, Josef	90	U	L	Maj	101	10	20.59	4.4196	56.7793	51.62 %
25	Švadláková, Miroslava	132	U	L	Min	102	0	23.44	4.3515	55.9044	50.82 %
26	Hrtánek, Michal	74	U	L	Min	100	0	23.07	4.3346	55.6873	50.62 %
27	Jurasek, Ondrej	135	U	L	Min	100	0	23.11	4.3271	55.5910	50.54 %
28	Smětala, Oldřich	84	U	L	Min	100	0	24.33	4.1102	52.8044	48.00 %
29	Grohol, Radim	59	U	L	Min	98	0	24.08	4.0698	52.2854	47.53 %
30	Kulbabl, Adam	180	U	L	Min	100	0	24.66	4.0552	52.0978	47.36 %
31	Elstner, Marek	34	U	L	Min	93	10	20.48	4.0527	52.0657	47.33 %
32	Eichinger, Andreas	157	U	L	Min	98	0	24.30	4.0329	51.8113	47.10 %
33	Král, Dalibor	17	U	L	Min	96	0	23.81	4.0319	51.7985	47.09 %
34	Batěk, Jarda	68	U	L	Min	100	0	24.83	4.0274	51.7407	47.04 %
35	Hudeček, František	19	U	L	Min	92	0	23.47	3.9199	50.3596	45.78 %
36	Gazda, David	16	U	L	Min	94	0	24.21	3.8827	49.8817	45.35 %
37	David, Jaroslav	83	U	L	Min	94	0	24.28	3.8715	49.7378	45.22 %
38	Plch, Josef	154	U	L	Min	91	10	21.13	3.8334	49.2483	44.77 %
39	Dvořák, Petr	185	U	L	Min	91	10	21.26	3.8100	48.9477	44.50 %
40	Vlček, Lukáš	134	U	L	Min	93	10	22.04	3.7659	48.3811	43.98 %
41	Vybíral, Jan	3	U	L	Min	106	0	28.60	3.7063	47.6154	43.29 %
42	Foltýn, Karel	100	U	L	Min	102	0	27.94	3.6507	46.9011	42.64 %
43	Janošek, Dušan	150	U	L	Min	97	10	23.93	3.6356	46.7072	42.46 %
44	Satrapa, František	136	U	L	Min	92	0	26.05	3.5317	45.3723	41.25 %
45	Fiala jr., Jan	93	U	L	Min	91	10	23.37	3.4660	44.5283	40.48 %
46	Perout, Filip	108	U	L	Min	79	10	20.03	3.4448	44.2559	40.23 %
47	Čapka, Kamil	58	U	L	Min	94	0	27.48	3.4207	43.9463	39.95 %
48	Částek, Jindra	177	U	L	Min	94	0	27.73	3.3898	43.5493	39.59 %
49	Vachoušková, Petra	75	U	L	Min	79	10	20.52	3.3626	43.1999	39.27 %
50	Konvičný, Lumír	118	U	L	Min	93	10	25.54	3.2498	41.7507	37.96 %
51	Konvičná, Růžena	119	U	L	Min	94	0	28.97	3.2447	41.6852	37.90 %
52	Zálejský, Rostislav	189	U	L	Maj	88	20	21.57	3.1525	40.5007	36.82 %
53	Foltyn, Tomas	102	U	L	Min	92	0	30.09	3.0575	39.2802	35.71 %
54	Bernat, Petr	207	U	L	Min	101	10	30.69	2.9651	38.0931	34.63 %
55	Klvaňa, Tomáš	169	U	L	Min	95	10	29.05	2.9260	37.5908	34.17 %
56	Vybíralová, Miluše	2	U	L	Min	83	10	26.12	2.7948	35.9053	32.64 %
57	Kvasnica, Radomír	47	U	L	Min	89	10	30.77	2.5674	32.9838	29.99 %
58	Kastl, Christoph	121	U	L	Min	91	10	33.34	2.4295	31.2122	28.37 %
59	Zálejská, Draha	213	U	L	Min	81	10	29.76	2.3858	30.6508	27.86 %
60	Novák, Miloš	184	U	L	Min	85	10	35.05	2.1398	27.4904	24.99 %
61	Schneider, Michael	115	U	L	Min	83	30	29.26	1.8113	23.2701	21.15 %
62	(DQ) Vopařil, Josef	PEPI	U	L	Min						

Stage Results - Open

Place	Name	No.	Class	Div	PF	Points	Pen	Time	Hit Factor	Stage Pts	Stage %
1	Šebo, Robin	107	U	O	Maj	105	0	10.65	9.8592	110.0000	100.00 %
2	Běhal, Jiří	96	U	O	Maj	103	0	12.47	8.2598	92.1553	83.78 %
3	Sustrova, Katerina	92	U	O	Maj	104	0	12.84	8.0997	90.3691	82.15 %
4	Šustr, Miloš	94	U	O	Maj	105	0	14.58	7.2016	80.3489	73.04 %
5	PRASCHINGER, Edgar	98	U	O	Maj	103	0	14.79	6.9642	77.7002	70.64 %
6	Vystyd, Václav	133	U	O	Maj	105	0	15.52	6.7655	75.4833	68.62 %
7	Müller, Georg	137	U	O	Maj	107	0	16.78	6.3766	71.1443	64.68 %
8	Richter, Petr	31	U	O	Maj	105	0	17.55	5.9829	66.7518	60.68 %
9	Samek, Petr	198	U	O	Maj	106	0	18.67	5.6776	63.3455	57.59 %
10	Malá, Marcela	35	U	O	Maj	105	0	18.55	5.6604	63.1536	57.41 %
11	Pawlik, Celina	30	U	O	Maj	101	0	18.50	5.4595	60.9121	55.37 %
12	Slavík, Daniel	65	U	O	Min	96	0	18.76	5.1173	57.0942	51.90 %
13	Aigner, Michael	151	U	O	Maj	105	0	22.68	4.6296	51.6529	46.96 %
14	Schröfl, Alexander	186	U	O	Maj	105	0	22.80	4.6053	51.3818	46.71 %
15	Aigner, Edeltraut	152	U	O	Maj	102	0	25.55	3.9922	44.5413	40.49 %
16	Glac, Martin	60	U	O	Maj	92	20	21.49	3.3504	37.3807	33.98 %
17	Žáček, Milan	4	U	O	Maj	101	0	33.62	3.0042	33.5181	30.47 %

Stage Results - PCC

Place	Name	No.	Class	Div	PF	Points	Pen	Time	Hit Factor	Stage Pts	Stage %
-------	------	-----	-------	-----	----	--------	-----	------	------------	-----------	---------

1	Ženčár, Pavol	147	U	PCC	Min	106	0	9.96	10.6426	110.0000	100.00 %
2	Sudek, Lukáš	191	U	PCC	Min	96	0	11.13	8.6253	89.1495	81.05 %
3	Maska, Richard	155	U	PCC	Min	100	0	11.80	8.4746	87.5919	79.63 %
4	Synek, Miloš	203	U	PCC	Min	104	0	13.66	7.6135	78.6918	71.54 %
5	Novotny, Martin	5	U	PCC	Min	98	0	13.22	7.4130	76.6194	69.65 %
6	Cimburek, Lukas	181	U	PCC	Min	102	0	14.57	7.0007	72.3580	65.78 %
7	Rozehnal, Pavel	23	U	PCC	Min	108	0	15.85	6.8139	70.4272	64.02 %
8	Ladisich, Robert	106	U	PCC	Min	104	0	15.51	6.7054	69.3058	63.01 %
9	Radkovič, Michal	18	U	PCC	Min	102	0	15.80	6.4557	66.7250	60.66 %
10	Marcinek, Pavel	21	U	PCC	Min	101	10	14.60	6.2329	64.4221	58.57 %
11	Plzák, Jiří	1	U	PCC	Min	102	0	16.82	6.0642	62.6785	56.98 %
12	Peša, Jaroslav	188	U	PCC	Min	92	0	15.31	6.0091	62.1090	56.46 %
13	Bublák, Martin	89	U	PCC	Min	98	0	16.90	5.7988	59.9354	54.49 %
14	Kubáč, Vítězslav	204	U	PCC	Min	94	0	16.37	5.7422	59.3503	53.95 %
15	Šindler, Hynek	25	U	PCC	Min	100	0	17.55	5.6980	58.8935	53.54 %
16	Szihn, Roman	124	U	PCC	Min	98	0	19.02	5.1525	53.2553	48.41 %
17	Žolnay, Pavol	114	U	PCC	Min	90	20	13.64	5.1320	53.0434	48.22 %
18	Krátký, Václav	144	U	PCC	Min	96	0	19.10	5.0262	51.9499	47.23 %
19	Malý, Jan	29	U	PCC	Min	100	0	20.34	4.9164	50.8150	46.20 %
20	Krátká, Marie	145	U	PCC	Min	96	0	22.03	4.3577	45.0404	40.95 %
21	Malý, Daniel	28	U	PCC	Min	100	0	23.06	4.3365	44.8213	40.75 %
22	Ladisich, Sonja	104	U	PCC	Min	106	0	25.94	4.0864	42.2363	38.40 %
23	Krammer, Petra	52	U	PCC	Min	98	0	26.01	3.7678	38.9433	35.40 %
24	Chlup, Michal	158	U	PCC	Min	94	0	26.71	3.5193	36.3749	33.07 %
25	Musil, Eduard	22	U	PCC	Min	88	40	14.91	3.2193	33.2741	30.25 %
26	Kučerík, Petr	27	U	PCC	Min	10	330	2.52	0.0000	0.0000	0.00 %

Stage Results - Production

Place	Name	No.	Class	Div	PF	Points	Pen	Time	Hit Factor	Stage Pts	Stage %
1	Štěpán, Michal	81	U	P	Min	104	0	12.41	8.3803	110.0000	100.00 %
2	Zapletal, Miroslav	167	U	P	Min	108	0	13.95	7.7419	101.6203	92.38 %
3	Strýc, Michael	173	U	P	Min	94	0	13.69	6.8663	90.1272	81.93 %
4	Liehne, Jan	9	U	P	Min	102	0	15.16	6.7282	88.3145	80.29 %
5	Brož, Jakub	43	U	P	Min	104	0	17.01	6.1141	80.2538	72.96 %
6	Jedlička, Jakub	201	U	P	Min	102	0	17.61	5.7922	76.0285	69.12 %
7	Němeček, Zdeněk	111	U	P	Min	102	0	17.79	5.7336	75.2594	68.42 %
8	Jedlička, Jiri	202	U	P	Min	102	0	17.90	5.6983	74.7960	68.00 %
9	Prokop, Jan	67	U	P	Min	100	0	17.67	5.6593	74.2841	67.53 %
10	Balej, Zdeněk	165	U	P	Min	95	10	15.21	5.5884	73.3535	66.68 %
11	Vomela, Lukáš	101	U	P	Min	98	0	17.55	5.5840	73.2957	66.63 %
12	Kužel, Zdeněk	6	U	P	Min	86	0	15.53	5.5377	72.6880	66.08 %
13	Mačura, Ondřej	10	U	P	Min	84	0	15.72	5.3435	70.1389	63.76 %
14	Císař, Radek	193	U	P	Maj	101	0	19.17	5.2686	69.1558	62.87 %
15	Valvoda, Marek	12	U	P	Min	92	0	17.70	5.1977	68.2251	62.02 %
16	Cehelský, Petr	80	U	P	Min	100	0	19.92	5.0201	65.8939	59.90 %
17	Neumann, Michal	26	U	P	Min	98	0	19.86	4.9345	64.7704	58.88 %
18	Mužik, Pavel	7	U	P	Min	96	0	19.77	4.8558	63.7373	57.94 %
19	Gabriel, Jiří	149	U	P	Min	100	0	20.62	4.8497	63.6573	57.87 %
20	Šilhán, Jiří	42	U	P	Min	102	0	22.78	4.4776	58.7731	53.43 %
21	Pánek, Aleš	199	U	P	Min	92	0	20.75	4.4337	58.1968	52.91 %
22	Najmonová, Hana	13	U	P	Min	90	0	20.60	4.3689	57.3463	52.13 %
23	Švajka, Ondřej	61	U	P	Min	95	10	19.53	4.3523	57.1284	51.93 %
24	Grygar, Zdeněk	85	U	P	Min	96	0	22.13	4.3380	56.9407	51.76 %
25	Zemčík, Jan	139	U	P	Min	94	0	21.98	4.2766	56.1347	51.03 %
26	Hodoval, Pavel	200	U	P	Min	97	10	20.50	4.2439	55.7055	50.64 %
27	Vorlíček, Jan	78	U	P	Min	96	0	22.67	4.2347	55.5848	50.53 %
28	Vančura, Jan	160	U	P	Min	95	10	20.22	4.2038	55.1792	50.16 %
29	Dolezal, Philipp	38	U	P	Min	95	10	20.55	4.1363	54.2932	49.36 %
30	Piatke, Ondřej	120	U	P	Min	90	0	22.28	4.0395	53.0226	48.20 %
31	Boško, Radovan	82	U	P	Min	95	10	21.05	4.0380	53.0029	48.18 %
32	Lakosil, Jaroslav	53	U	P	Min	95	10	21.33	3.9850	52.3072	47.55 %
33	Luža, Jaroslav	86	U	P	Min	101	10	23.18	3.9258	51.5301	46.85 %
34	Rossl, Karel	218	U	P	Min	94	0	24.18	3.8875	51.0274	46.39 %

35	Slivečka, Zdeněk	126	U	P	Min	94	0	25.08	3.7480	49.1963	44.72 %
36	Kaprál, Vojtěch	190	U	P	Min	92	0	24.87	3.6992	48.5558	44.14 %
37	Zikán, Roman	70	U	P	Min	87	10	21.17	3.6372	47.7420	43.40 %
38	Kratochvíl, Vaclav	54	U	P	Maj	94	10	23.12	3.6332	47.6895	43.35 %
39	Růžička, Milan	41	U	P	Min	92	20	20.21	3.5626	46.7628	42.51 %
40	Šurý, Petr	33	U	P	Min	94	0	26.58	3.5365	46.4202	42.20 %
41	Škop, Ctirad	153	U	P	Min	100	0	28.31	3.5323	46.3650	42.15 %
42	Jurásek, Petr	56	U	P	Min	93	10	23.54	3.5259	46.2810	42.07 %
43	Malach, Miroslav	128	U	P	Min	94	0	26.89	3.4957	45.8846	41.71 %
44	Kretek, Daniel	216	U	P	Min	104	0	29.78	3.4923	45.8400	41.67 %
45	Videnka, Petr	178	U	P	Min	87	10	22.09	3.4857	45.7534	41.59 %
46	Bauer, David	122	U	P	Min	79	10	19.91	3.4656	45.4895	41.35 %
47	Rajman, Jiří	11	U	P	Min	95	10	24.53	3.4651	45.4830	41.35 %
48	Nathanielová, Nicole	142	U	P	Min	86	0	26.50	3.2453	42.5979	38.73 %
49	Pícha, Jiří	20	U	P	Min	96	0	30.35	3.1631	41.5189	37.74 %
50	Pěčková, Petra	159	U	P	Min	86	20	22.48	2.9359	38.5367	35.03 %
51	Sixta, Bedřich	14	U	P	Min	100	0	35.62	2.8074	36.8500	33.50 %
52	Klimeš, Martin	87	U	P	Min	88	20	24.99	2.7211	35.7172	32.47 %
53	Dohnalová, Dana	146	U	P	Min	98	0	37.04	2.6458	34.7288	31.57 %
54	Chernobai, Valentina	45	U	P	Min	96	20	30.05	2.5291	33.1970	30.18 %
55	Chaloupka, Jakub	76	U	P	Min	72	20	36.49	1.4250	18.7046	17.00 %
56	Mlynský, Miroslav	48	U	P	Min	79	40	31.55	1.2361	16.2251	14.75 %
57	Diviš, Josef	192	U	P	Min	94	60	40.64	0.8366	10.9812	9.98 %

Stage Results - Single Stack

Place	Name	No.	Class	Div	PF	Points	Pen	Time	Hit Factor	Stage Pts	Stage %
1	Vítek, Libor	97	U	SS	Min	96	0	23.99	4.0017	110.0000	100.00 %
2	Kala, Jakub	129	U	SS	Min	90	20	19.91	3.5158	96.6434	87.86 %
3	Fischer, Manfred	105	U	SS	Min	93	10	24.93	3.3293	91.5169	83.20 %
4	Slováček, Pavel	195	U	SS	Min	97	10	26.83	3.2426	89.1336	81.03 %
5	Kerber, Gerhard	79	U	SS	Min	94	0	35.73	2.6308	72.3163	65.74 %
6	Schenk, Klaus-Dieter	163	U	SS	Min	96	20	46.57	1.6320	44.8609	40.78 %

Generated by PractiScore for Android (1.6.45 Lenovo) at 2020-07-19 15:42 +0200

USPSA OAKLEY CHALLENGE 2020 - MAD MAX - 2020-07-16



USPSA OAKLEY Challenge 2020
Stage #4 - MadMax



START POSITION: Standing inside the shooting area, both heels touching mark.

GUN READY CONDITION: Handgun loaded and holstered. PCC loaded - Option 1

STAGE PROCEDURE: Upon start signal, engage targets from within the fault lines.

SCORING		RULES	
ROUNDS:	24	A shooter who fires shots while completely outside (both feet out and touching the ground) a shooting area is deemed to have gained a significant advantage and will be given one penalty for each shot fired until presence is re-established in a shooting area.	
POINTS:	120	If a competitor starts and fires shots while completely outside a shooting area, foot fault penalties will apply as above. No penalty is assessed if a competitor does not fire any shots while faulting. Having at least one foot in a shooting area and nothing touching outside the shooting area is required to re-establish presence in a shooting area.	
PAPER TARGETS			
IPSC:	0		
USPSA:	11		
POPPERS:	2		
PLATES:	0		



Stage Results - Carry Optics

Place	Name	No.	Class	Div	PF	Points	Pen	Time	Hit Factor	Stage Pts	Stage %
1	Maderanek, Radim	72	U	CO	Min	112	0	12.18	9.1954	120.0000	100.00 %
2	MEIßNER, Martin	99	U	CO	Min	106	0	14.64	7.2404	94.4872	78.74 %
3	Mikolášek, Martin	176	U	CO	Min	90	0	14.11	6.3785	83.2394	69.37 %
4	Němeček, Pavel	179	U	CO	Min	118	0	19.23	6.1362	80.0774	66.73 %
5	Mach, Petr	88	U	CO	Min	114	0	20.06	5.6830	74.1632	61.80 %
6	Holyszewski, Petr	170	U	CO	Min	106	0	21.76	4.8713	63.5705	52.98 %
7	Holec, Miroslav	194	U	CO	Min	106	0	25.06	4.2298	55.1989	46.00 %
8	Kindl, Thomas	148	U	CO	Min	100	20	20.81	3.8443	50.1681	41.81 %

Stage Results - Limited

Place	Name	No.	Class	Div	PF	Points	Pen	Time	Hit Factor	Stage Pts	Stage %
1	Rakušan, Josef	215	U	L	Maj	115	0	10.10	11.3861	120.0000	100.00 %
2	Liehne, Zdeněk	211	U	L	Maj	119	0	10.93	10.8875	114.7452	95.62 %
3	Kadlec, Michal	210	U	L	Min	118	0	12.54	9.4099	99.1725	82.64 %
4	Znamenáček, Petr	205	U	L	Maj	112	0	12.30	9.1057	95.9665	79.97 %
5	Novotný, Zdeněk	131	U	L	Min	100	0	11.30	8.8496	93.2674	77.72 %
6	Glos, Stanislav	66	U	L	Min	116	0	13.53	8.5735	90.3575	75.30 %
7	Benesch, Thomas	63	U	L	Maj	116	0	13.93	8.3274	87.7639	73.14 %
8	Schröfl, Mark	187	U	L	Maj	116	0	13.94	8.3214	87.7006	73.08 %
9	Hořínek, Miloš	217	U	L	Maj	110	0	13.77	7.9884	84.1911	70.16 %
10	Kubík, Karel	50	U	L	Maj	114	0	14.28	7.9832	84.1363	70.11 %
11	Fiala, Jan	91	U	L	Min	112	0	14.38	7.7886	82.0853	68.40 %
12	Kašpar, Jiří	174	U	L	Min	108	0	14.29	7.5577	79.6519	66.38 %
13	Ladič, Tibor	57	U	L	Maj	115	0	15.49	7.4241	78.2438	65.20 %
14	Galazka, Marcin	37	U	L	Min	103	10	13.14	7.0776	74.5920	62.16 %
15	Plch, Josef	154	U	L	Min	104	0	14.81	7.0223	74.0092	61.67 %
16	Šoustar, Ivo	55	U	L	Maj	115	0	16.52	6.9613	73.3663	61.14 %
17	Perout, Filip	108	U	L	Min	112	0	16.44	6.8127	71.8002	59.83 %
18	Liehne, Irena	8	U	L	Min	116	0	17.06	6.7995	71.6611	59.72 %
19	Gazda, David	16	U	L	Min	118	0	17.43	6.7699	71.3491	59.46 %
20	Elstner, Marek	34	U	L	Min	108	0	16.05	6.7290	70.9180	59.10 %
21	Tischlerová, Markéta	197	U	L	Min	108	0	16.13	6.6956	70.5660	58.81 %
22	Kašpar, Josef	90	U	L	Maj	112	10	15.26	6.6841	70.4448	58.70 %
23	Janošek, Dušan	150	U	L	Min	112	0	17.14	6.5344	68.8671	57.39 %

24	Grohol, Radim	59	U	L	Min	108	0	16.95	6.3717	67.1524	55.96 %
25	Dvořák, Petr	185	U	L	Min	102	0	16.27	6.2692	66.0721	55.06 %
26	David, Jaroslav	83	U	L	Min	108	0	17.41	6.2033	65.3776	54.48 %
27	Fiala jr., Jan	93	U	L	Min	106	0	17.25	6.1449	64.7621	53.97 %
28	Hrtánek, Michal	74	U	L	Min	114	0	18.68	6.1028	64.3184	53.60 %
29	Tošenovská, Martina	175	U	L	Min	97	10	14.48	6.0083	63.3225	52.77 %
30	Král, Dalibor	17	U	L	Min	112	0	18.82	5.9511	62.7196	52.27 %
31	Kiss, Szilard	40	U	L	Maj	114	0	19.57	5.8252	61.3928	51.16 %
32	Vlček, Lukáš	134	U	L	Min	108	0	19.03	5.6752	59.8119	49.84 %
33	Hudeček, František	19	U	L	Min	98	0	17.30	5.6647	59.7012	49.75 %
34	Foltýn, Karel	100	U	L	Min	112	0	19.98	5.6056	59.0783	49.23 %
35	Čapka, Petr	44	U	L	Min	101	10	16.51	5.5118	58.0898	48.41 %
36	Ptáčková Mísařová, Petra	212	U	L	Min	112	0	20.35	5.5037	58.0044	48.34 %
37	Kulbabl, Adam	180	U	L	Min	114	0	21.06	5.4131	57.0496	47.54 %
38	Satrapa, František	136	U	L	Min	99	10	16.45	5.4103	57.0201	47.52 %
39	Konvičný, Lumír	118	U	L	Min	110	0	21.09	5.2157	54.9691	45.81 %
40	Jurasek, Ondrej	135	U	L	Min	108	0	20.91	5.1650	54.4348	45.36 %
41	Eichinger, Andreas	157	U	L	Min	99	10	17.37	5.1238	54.0006	45.00 %
42	Částek, Jindra	177	U	L	Min	107	10	20.21	4.7996	50.5838	42.15 %
43	Klvaňa, Tomáš	169	U	L	Min	108	0	22.62	4.7745	50.3192	41.93 %
44	Komínek, Jiří	164	U	L	Maj	98	20	16.42	4.7503	50.0642	41.72 %
45	Kvasnica, Radomír	47	U	L	Min	104	0	22.65	4.5916	48.3916	40.33 %
46	Smětala, Oldřich	84	U	L	Min	107	10	21.22	4.5712	48.1766	40.15 %
47	Foltyn, Tomas	102	U	L	Min	110	0	24.21	4.5436	47.8858	39.90 %
48	Alexander, Bauer	123	U	L	Min	87	10	17.13	4.4950	47.3736	39.48 %
49	Novák, Miloš	184	U	L	Min	112	0	25.27	4.4321	46.7106	38.93 %
50	Konvičná, Růžena	119	U	L	Min	114	0	26.12	4.3645	45.9982	38.33 %
51	Bernat, Petr	207	U	L	Min	114	0	26.77	4.2585	44.8810	37.40 %
52	Schneider, Michael	115	U	L	Min	106	0	25.07	4.2282	44.5617	37.13 %
53	Batěk, Jarda	68	U	L	Min	100	0	23.82	4.1982	44.2455	36.87 %
54	Vybíralová, Miluše	2	U	L	Min	100	0	24.15	4.1408	43.6406	36.37 %
55	Vachoušková, Petra	75	U	L	Min	87	10	19.70	3.9086	41.1934	34.33 %
56	Čapka, Kamil	58	U	L	Min	98	20	20.94	3.7249	39.2573	32.71 %
57	Vybíral, Jan	3	U	L	Min	105	10	26.11	3.6385	38.3468	31.96 %
58	Kastl, Christoph	121	U	L	Min	112	0	31.85	3.5165	37.0610	30.88 %
59	Zálejská, Draha	213	U	L	Min	104	0	29.89	3.4794	36.6700	30.56 %
60	Zálejský, Rostislav	189	U	L	Maj	93	20	21.83	3.3440	35.2430	29.37 %
61	Švadláková, Miroslava	132	U	L	Min	91	20	26.12	2.7182	28.6476	23.87 %
62	(DQ) Vopařil, Josef	PEPI	U	L	Min						

Stage Results - Open

Place	Name	No.	Class	Div	PF	Points	Pen	Time	Hit Factor	Stage Pts	Stage %
1	Sustrova, Katerina	92	U	O	Maj	112	0	10.16	11.0236	120.0000	100.00 %
2	Glac, Martin	60	U	O	Maj	115	0	11.49	10.0087	108.9521	90.79 %
3	Müller, Georg	137	U	O	Maj	113	0	12.57	8.9897	97.8595	81.55 %
4	Richter, Petr	31	U	O	Maj	114	0	12.73	8.9552	97.4839	81.24 %
5	Slavik, Daniel	65	U	O	Min	108	0	12.63	8.5511	93.0850	77.57 %
6	PRASCHINGER, Edgar	98	U	O	Maj	110	0	12.99	8.4681	92.1815	76.82 %
7	Aigner, Michael	151	U	O	Maj	115	0	14.05	8.1851	89.1008	74.25 %
8	Samek, Petr	198	U	O	Maj	111	0	13.60	8.1618	88.8472	74.04 %
9	Šebo, Robin	107	U	O	Maj	116	0	14.55	7.9725	86.7865	72.32 %
10	Vystyd, Václav	133	U	O	Maj	106	0	13.56	7.8171	85.0949	70.91 %
11	Pawlik, Celina	30	U	O	Maj	100	20	10.78	7.4212	80.7852	67.32 %
12	Běhal, Jiří	96	U	O	Maj	112	0	15.10	7.4172	80.7417	67.28 %
13	Malá, Marcela	35	U	O	Maj	119	0	16.16	7.3639	80.1615	66.80 %
14	Šustr, Miloš	94	U	O	Maj	117	0	16.26	7.1956	78.3294	65.27 %
15	Aigner, Edeltraut	152	U	O	Maj	117	0	16.65	7.0270	76.4941	63.75 %
16	Schröfl, Alexander	186	U	O	Maj	98	10	16.38	5.3724	58.4825	48.74 %
17	Žáček, Milan	4	U	O	Maj	115	0	23.48	4.8978	53.3162	44.43 %

Stage Results - PCC

Place	Name	No.	Class	Div	PF	Points	Pen	Time	Hit Factor	Stage Pts	Stage %
-------	------	-----	-------	-----	----	--------	-----	------	------------	-----------	---------

1	Sudek, Lukáš	191	U	PCC	Min	106	0	9.56	11.0879	120.0000	100.00 %
2	Novotny, Martin	5	U	PCC	Min	106	0	9.87	10.7396	116.2305	96.86 %
3	Marcinek, Pavel	21	U	PCC	Min	110	0	11.20	9.8214	106.2932	88.58 %
4	Žolnay, Pavol	114	U	PCC	Min	106	0	11.12	9.5324	103.1654	85.97 %
5	Čimburek, Lukas	181	U	PCC	Min	110	0	11.60	9.4828	102.6286	85.52 %
6	Peša, Jaroslav	188	U	PCC	Min	110	0	11.85	9.2827	100.4630	83.72 %
7	Ženčár, Pavol	147	U	PCC	Min	114	10	11.46	9.0750	98.2152	81.85 %
8	Maska, Richard	155	U	PCC	Min	106	0	11.71	9.0521	97.9673	81.64 %
9	Kubáč, Vítězslav	204	U	PCC	Min	110	0	12.48	8.8141	95.3916	79.49 %
10	Ladisich, Robert	106	U	PCC	Min	110	0	12.85	8.5603	92.6448	77.20 %
11	Rozehnal, Pavel	23	U	PCC	Min	106	0	13.78	7.6923	83.2508	69.38 %
12	Plzák, Jiří	1	U	PCC	Min	112	0	14.88	7.5269	81.4607	67.88 %
13	Kučerík, Petr	27	U	PCC	Min	110	0	14.74	7.4627	80.7659	67.30 %
14	Musil, Eduard	22	U	PCC	Min	113	10	13.93	7.3941	80.0234	66.69 %
15	Radkovič, Michal	18	U	PCC	Min	110	10	13.85	7.2202	78.1414	65.12 %
16	Krátký, Václav	144	U	PCC	Min	114	0	15.81	7.2106	78.0375	65.03 %
17	Synek, Miloš	203	U	PCC	Min	105	20	12.41	6.8493	74.1273	61.77 %
18	Szihn, Roman	124	U	PCC	Min	108	0	16.04	6.7332	72.8708	60.73 %
19	Bublák, Martin	89	U	PCC	Min	112	0	16.94	6.6116	71.5548	59.63 %
20	Šindler, Hynek	25	U	PCC	Min	104	0	16.19	6.4237	69.5212	57.93 %
21	Malý, Daniel	28	U	PCC	Min	110	0	17.64	6.2358	67.4876	56.24 %
22	Krátká, Marie	145	U	PCC	Min	100	0	17.96	5.5679	60.2592	50.22 %
23	Malý, Jan	29	U	PCC	Min	108	0	19.76	5.4656	59.1520	49.29 %
24	Chlup, Michal	158	U	PCC	Min	100	0	19.56	5.1125	55.3306	46.11 %
25	Ladisich, Sonja	104	U	PCC	Min	108	0	25.19	4.2874	46.4009	38.67 %
26	Krammer, Petra	52	U	PCC	Min	108	0	43.70	2.4714	26.7470	22.29 %

Stage Results - Production

Place	Name	No.	Class	Div	PF	Points	Pen	Time	Hit Factor	Stage Pts	Stage %
1	Štěpán, Michal	81	U	P	Min	112	0	10.51	10.6565	120.0000	100.00 %
2	Kužel, Zdeněk	6	U	P	Min	106	0	11.10	9.5495	107.5344	89.61 %
3	Strýc, Michael	173	U	P	Min	114	0	12.78	8.9202	100.4480	83.71 %
4	Zapletal, Miroslav	167	U	P	Min	118	0	13.43	8.7863	98.9402	82.45 %
5	Němeček, Zdeněk	111	U	P	Min	110	0	13.01	8.4550	95.2095	79.34 %
6	Císař, Radek	193	U	P	Maj	109	0	12.93	8.4300	94.9280	79.11 %
7	Balej, Zdeněk	165	U	P	Min	114	0	13.57	8.4009	94.6003	78.83 %
8	Liehne, Jan	9	U	P	Min	116	0	14.04	8.2621	93.0373	77.53 %
9	Vomela, Lukáš	101	U	P	Min	106	0	12.99	8.1601	91.8887	76.57 %
10	Jedlička, Jakub	201	U	P	Min	110	0	13.83	7.9537	89.5645	74.64 %
11	Cehelský, Petr	80	U	P	Min	114	0	14.56	7.8297	88.1682	73.47 %
12	Mačura, Ondřej	10	U	P	Min	104	0	15.01	6.9287	78.0222	65.02 %
13	Gabriel, Jiří	149	U	P	Min	108	0	15.64	6.9054	77.7599	64.80 %
14	Vorlíček, Jan	78	U	P	Min	114	0	16.67	6.8386	77.0076	64.17 %
15	Najmonová, Hana	13	U	P	Min	110	0	16.14	6.8154	76.7464	63.96 %
16	Pánek, Aleš	199	U	P	Min	112	0	16.45	6.8085	76.6687	63.89 %
17	Švajka, Ondřej	61	U	P	Min	106	0	15.69	6.7559	76.0764	63.40 %
18	Jedlička, Jiri	202	U	P	Min	106	0	15.90	6.6667	75.0719	62.56 %
19	Piatke, Ondřej	120	U	P	Min	102	0	15.68	6.5051	73.2522	61.04 %
20	Růžička, Milan	41	U	P	Min	114	0	17.64	6.4626	72.7736	60.64 %
21	Valvoda, Marek	12	U	P	Min	103	10	14.59	6.3742	71.7782	59.82 %
22	Šilhán, Jiří	42	U	P	Min	102	0	16.29	6.2615	70.5091	58.76 %
23	Kaprál, Vojtěch	190	U	P	Min	112	0	18.10	6.1878	69.6792	58.07 %
24	Zemčík, Jan	139	U	P	Min	106	0	17.18	6.1700	69.4787	57.90 %
25	Hodoval, Pavel	200	U	P	Min	108	0	17.71	6.0982	68.6702	57.23 %
26	Prokop, Jan	67	U	P	Min	101	10	15.12	6.0185	67.7727	56.48 %
27	Chernobai, Valentina	45	U	P	Min	104	0	17.66	5.8890	66.3145	55.26 %
28	Luža, Jaroslav	86	U	P	Min	112	0	19.43	5.7643	64.9102	54.09 %
29	Lakosil, Jaroslav	53	U	P	Min	108	0	18.79	5.7477	64.7233	53.94 %
30	Brož, Jakub	43	U	P	Min	104	0	18.14	5.7332	64.5600	53.80 %
31	Vančura, Jan	160	U	P	Min	106	0	18.49	5.7328	64.5555	53.80 %
32	Boško, Radovan	82	U	P	Min	97	10	15.18	5.7312	64.5375	53.78 %
33	Neumann, Michal	26	U	P	Min	105	10	17.36	5.4724	61.6232	51.35 %
34	Pěčková, Petra	159	U	P	Min	98	0	18.00	5.4444	61.3079	51.09 %

35	Grygar, Zdeněk	85	U	P	Min	105	10	17.64	5.3855	60.6447	50.54 %
36	Šurý, Petr	33	U	P	Min	116	0	21.59	5.3729	60.5028	50.42 %
37	Malach, Miroslav	128	U	P	Min	108	0	20.57	5.2504	59.1234	49.27 %
38	Kratochvíl, Vaclav	54	U	P	Maj	111	0	21.33	5.2039	58.5997	48.83 %
39	Šixta, Bedřich	14	U	P	Min	114	0	22.20	5.1351	57.8250	48.19 %
40	Zikán, Roman	70	U	P	Min	114	0	22.57	5.0510	56.8780	47.40 %
41	Mužík, Pavel	7	U	P	Min	102	0	20.44	4.9902	56.1933	46.83 %
42	Jurásek, Petr	56	U	P	Min	90	0	18.06	4.9834	56.1167	46.76 %
43	Slivečka, Zdeněk	126	U	P	Min	104	0	21.79	4.7728	53.7452	44.79 %
44	Kretek, Daniel	216	U	P	Min	114	0	24.10	4.7303	53.2666	44.39 %
45	Chaloupka, Jakub	76	U	P	Min	98	0	21.02	4.6622	52.4998	43.75 %
46	Pícha, Jiří	20	U	P	Min	116	0	25.80	4.4961	50.6294	42.19 %
47	Videnka, Petr	178	U	P	Min	104	0	23.49	4.4274	49.8558	41.55 %
48	Mlynský, Miroslav	48	U	P	Min	100	0	22.61	4.4228	49.8040	41.50 %
49	Dohnalová, Dana	146	U	P	Min	108	0	24.55	4.3992	49.5382	41.28 %
50	Bauer, David	122	U	P	Min	95	10	19.36	4.3905	49.4402	41.20 %
51	Klimeš, Martin	87	U	P	Min	114	0	26.16	4.3578	49.0720	40.89 %
52	Dolezal, Philipp	38	U	P	Min	110	0	25.42	4.3273	48.7286	40.61 %
53	Škop, Ctirad	153	U	P	Min	98	0	24.47	4.0049	45.0981	37.58 %
54	Rossl, Karel	218	U	P	Min	116	0	30.42	3.8133	42.9406	35.78 %
55	Diviš, Josef	192	U	P	Min	105	10	27.53	3.4508	38.8585	32.38 %
56	Nathanielová, Nicole	142	U	P	Min	94	0	28.82	3.2616	36.7280	30.61 %
57	Rajman, Jiří	11	U	P	Min	92	40	18.19	2.8587	32.1911	26.83 %

Stage Results - Single Stack

Place	Name	No.	Class	Div	PF	Points	Pen	Time	Hit Factor	Stage Pts	Stage %
1	Kala, Jakub	129	U	SS	Min	118	0	15.35	7.6873	120.0000	100.00 %
2	Vítek, Libor	97	U	SS	Min	110	0	18.92	5.8140	90.7575	75.63 %
3	Fischer, Manfred	105	U	SS	Min	108	0	19.33	5.5872	87.2171	72.68 %
4	Slováček, Pavel	195	U	SS	Min	110	0	20.49	5.3685	83.8032	69.84 %
5	Schenk, Klaus-Dieter	163	U	SS	Min	106	0	31.83	3.3302	51.9850	43.32 %
6	Kerber, Gerhard	79	U	SS	Min	74	60	22.23	0.6298	9.8313	8.19 %

Generated by PractiScore for Android (1.6.45 Lenovo) at 2020-07-19 15:42 +0200

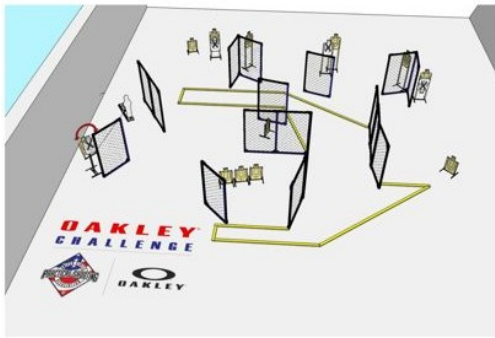
USPSA OAKLEY CHALLENGE 2020 - PARKING LOT - 2020-07-16



USPSA OAKLEY Challenge 2020 Stage #5 - PARKING LOT



START POSITION: Standing anywhere in designed area.	
GUN READY CONDITION: Handgun loaded and holstered. PCC option 1	
STAGE PROCEDURE: Upon start signal, engage targets from within the fault lines.	
SCORING	RULES
ROUNDS: 25 POINTS: 125 PAPER TARGETS IPSC: 0 USPSA: 12 POPPERS: 1 PLATES: 0	A shooter who fires shots while completely outside (both feet out and touching the ground) a shooting area is deemed to have gained a significant advantage and will be given one penalty for each shot fired until presence is re-established in a shooting area. If a competitor starts and fires shots while completely outside a shooting area, foot fault penalties will apply as above. No penalty is assessed if a competitor does not fire any shots while faulting. Having at least one foot in a shooting area and nothing touching outside the shooting area is required to re-establish presence in a shooting area.



Stage Results - Carry Optics

Place	Name	No.	Class	Div	PF	Points	Pen	Time	Hit Factor	Stage Pts	Stage %
1	Maderanek, Radim	72	U	CO	Min	117	0	9.96	11.7470	125.0000	100.00 %
2	MEIßNER, Martin	99	U	CO	Min	119	0	12.08	9.8510	104.8246	83.86 %
3	Mikolášek, Martin	176	U	CO	Min	108	10	12.12	8.0858	86.0411	68.83 %
4	Mach, Petr	88	U	CO	Min	109	0	14.05	7.7580	82.5530	66.04 %
5	Němeček, Pavel	179	U	CO	Min	115	0	17.55	6.5527	69.7274	55.78 %
6	Holec, Miroslav	194	U	CO	Min	119	0	22.81	5.2170	55.5142	44.41 %
7	Holyszewski, Petr	170	U	CO	Min	113	0	23.67	4.7740	50.8002	40.64 %
8	Kindl, Thomas	148	U	CO	Min	97	0	32.01	3.0303	32.2455	25.80 %

Stage Results - Limited

Place	Name	No.	Class	Div	PF	Points	Pen	Time	Hit Factor	Stage Pts	Stage %
1	Rakušan, Josef	215	U	L	Maj	119	0	9.62	12.3701	125.0000	100.00 %
2	Liehne, Zdeněk	211	U	L	Maj	121	0	10.13	11.9447	120.7013	96.56 %
3	Znamenáček, Petr	205	U	L	Maj	111	0	10.58	10.4915	106.0167	84.81 %
4	Kadlec, Michal	210	U	L	Min	111	0	11.47	9.6774	97.7902	78.23 %
5	Novotný, Zdeněk	131	U	L	Min	104	10	9.95	9.4472	95.4641	76.37 %
6	Benesch, Thomas	63	U	L	Maj	118	0	12.89	9.1544	92.5053	74.00 %
7	Kašpar, Jiří	174	U	L	Min	115	0	12.64	9.0981	91.9364	73.55 %
8	Kašpar, Josef	90	U	L	Maj	116	0	13.07	8.8753	89.6850	71.75 %
9	Tošenovská, Martina	175	U	L	Min	123	0	14.00	8.7857	88.7796	71.02 %
10	Dvořák, Petr	185	U	L	Min	111	0	12.97	8.5582	86.4807	69.18 %
11	Glos, Stanislav	66	U	L	Min	115	0	13.66	8.4187	85.0711	68.06 %
12	Hořínek, Miloš	217	U	L	Maj	116	0	13.85	8.3755	84.6345	67.71 %
13	Kubík, Karel	50	U	L	Maj	109	0	13.11	8.3143	84.0161	67.21 %
14	Šoustar, Ivo	55	U	L	Maj	120	0	14.51	8.2702	83.5705	66.86 %
15	Plch, Josef	154	U	L	Min	107	0	13.06	8.1930	82.7904	66.23 %
16	Schröfl, Mark	187	U	L	Maj	109	10	12.22	8.1015	81.8657	65.49 %
17	Fiala, Jan	91	U	L	Min	109	0	13.48	8.0861	81.7101	65.37 %
18	Elstner, Marek	34	U	L	Min	107	0	13.61	7.8619	79.4446	63.56 %
19	Galazka, Marcin	37	U	L	Min	108	10	12.55	7.8088	78.9080	63.13 %
20	Ladič, Tibor	57	U	L	Maj	118	0	15.23	7.7479	78.2926	62.63 %
21	Liehne, Irena	8	U	L	Min	125	0	16.26	7.6876	77.6833	62.15 %
22	Hrtánek, Michal	74	U	L	Min	121	0	15.84	7.6389	77.1912	61.75 %
23	Tischlerová, Markéta	197	U	L	Min	123	0	16.42	7.4909	75.6956	60.56 %

24	Vlček, Lukáš	134	U	L	Min	109	0	14.93	7.3007	73.7737	59.02 %
25	Ptáčková Mísařová, Petra	212	U	L	Min	115	0	15.89	7.2373	73.1330	58.51 %
26	Batěk, Jarda	68	U	L	Min	111	0	15.87	6.9943	70.6775	56.54 %
27	Gazda, David	16	U	L	Min	115	0	17.20	6.6860	67.5621	54.05 %
28	Alexander, Bauer	123	U	L	Min	117	0	17.67	6.6214	66.9093	53.53 %
29	Grohol, Radim	59	U	L	Min	106	20	13.37	6.4323	64.9985	52.00 %
30	Čapka, Petr	44	U	L	Min	91	0	14.22	6.3994	64.6660	51.73 %
31	Jurasek, Ondrej	135	U	L	Min	119	0	18.78	6.3365	64.0304	51.22 %
32	Král, Dalibor	17	U	L	Min	111	0	17.55	6.3248	63.9122	51.13 %
33	Fiala jr., Jan	93	U	L	Min	103	0	16.32	6.3113	63.7758	51.02 %
34	Janošek, Dušan	150	U	L	Min	113	0	18.31	6.1715	62.3631	49.89 %
35	Eichinger, Andreas	157	U	L	Min	107	0	17.59	6.0830	61.4688	49.18 %
36	Konvičný, Lumír	118	U	L	Min	111	0	18.55	5.9838	60.4664	48.37 %
37	Foltýn, Karel	100	U	L	Min	119	0	20.40	5.8333	58.9456	47.16 %
38	Komínek, Jiří	164	U	L	Maj	108	10	16.97	5.7749	58.3554	46.68 %
39	Hudeček, František	19	U	L	Min	119	0	20.63	5.7683	58.2887	46.63 %
40	David, Jaroslav	83	U	L	Min	107	0	19.27	5.5527	56.1101	44.89 %
41	Švadláková, Miroslava	132	U	L	Min	111	0	20.25	5.4815	55.3906	44.31 %
42	Vachoušková, Petra	75	U	L	Min	81	0	14.97	5.4108	54.6762	43.74 %
43	Perout, Filip	108	U	L	Min	102	10	17.19	5.3519	54.0810	43.26 %
44	Částek, Jindra	177	U	L	Min	113	0	21.34	5.2952	53.5081	42.81 %
45	Vybíralová, Miluše	2	U	L	Min	115	0	21.73	5.2922	53.4777	42.78 %
46	Satrapa, František	136	U	L	Min	100	10	17.02	5.2879	53.4343	42.75 %
47	Kastl, Christoph	121	U	L	Min	117	0	22.56	5.1862	52.4066	41.93 %
48	Vybíral, Jan	3	U	L	Min	117	0	22.60	5.1770	52.3136	41.85 %
49	Kiss, Szilard	40	U	L	Maj	116	0	22.88	5.0699	51.2314	40.99 %
50	Zálejský, Rostislav	189	U	L	Maj	95	10	16.93	5.0207	50.7342	40.59 %
51	Kulbabl, Adam	180	U	L	Min	115	0	23.02	4.9957	50.4816	40.39 %
52	Novák, Miloš	184	U	L	Min	109	0	23.56	4.6265	46.7508	37.40 %
53	Čapka, Kamil	58	U	L	Min	106	10	21.54	4.4568	45.0360	36.03 %
54	Smětala, Oldřich	84	U	L	Min	114	10	23.50	4.4255	44.7197	35.78 %
55	Zalejská, Draha	213	U	L	Min	111	0	25.38	4.3735	44.1943	35.36 %
56	Foltyn, Tomas	102	U	L	Min	121	0	27.75	4.3604	44.0619	35.25 %
57	Klvaňa, Tomáš	169	U	L	Min	91	20	17.25	4.1159	41.5912	33.27 %
58	Bernat, Petr	207	U	L	Min	111	0	27.05	4.1035	41.4659	33.17 %
59	Schneider, Michael	115	U	L	Min	104	10	23.07	4.0746	41.1739	32.94 %
60	Kvasnica, Radomír	47	U	L	Min	104	10	23.63	3.9780	40.1977	32.16 %
61	Konvičná, Růžena	119	U	L	Min	88	10	24.51	3.1824	32.1582	25.73 %
62	(DQ) Vopařil, Josef	PEPI	U	L	Min						

Stage Results - Open

Place	Name	No.	Class	Div	PF	Points	Pen	Time	Hit Factor	Stage Pts	Stage %
1	Šebo, Robin	107	U	O	Maj	123	0	9.35	13.1551	125.0000	100.00 %
2	Slavík, Daniel	65	U	O	Min	117	0	10.37	11.2825	107.2065	85.77 %
3	Sustrova, Katerina	92	U	O	Maj	119	0	10.99	10.8280	102.8879	82.31 %
4	Běhal, Jiří	96	U	O	Maj	110	0	10.31	10.6693	101.3799	81.10 %
5	PRASCHINGER, Edgar	98	U	O	Maj	118	0	11.59	10.1812	96.7419	77.39 %
6	Šustr, Miloš	94	U	O	Maj	118	0	11.76	10.0340	95.3433	76.27 %
7	Glac, Martin	60	U	O	Maj	119	0	12.67	9.3923	89.2458	71.40 %
8	Richter, Petr	31	U	O	Maj	118	0	13.47	8.7602	83.2396	66.59 %
9	Vystyd, Václav	133	U	O	Maj	106	20	10.12	8.4980	80.7482	64.60 %
10	Aigner, Michael	151	U	O	Maj	113	0	14.06	8.0370	76.3677	61.09 %
11	Malá, Marcela	35	U	O	Maj	119	0	15.02	7.9228	75.2826	60.23 %
12	Müller, Georg	137	U	O	Maj	108	20	11.75	7.4894	71.1644	56.93 %
13	Pawlik, Celina	30	U	O	Maj	108	10	13.49	7.2646	69.0284	55.22 %
14	Žáček, Milan	4	U	O	Maj	121	0	18.20	6.6484	63.1732	50.54 %
15	Aigner, Edeltraut	152	U	O	Maj	109	10	16.02	6.1798	58.7206	46.98 %
16	Samek, Petr	198	U	O	Maj	92	40	10.78	4.8237	45.8349	36.67 %
17	Schröfl, Alexander	186	U	O	Maj	94	40	14.67	3.6810	34.9769	27.98 %

Stage Results - PCC

Place	Name	No.	Class	Div	PF	Points	Pen	Time	Hit Factor	Stage Pts	Stage %
-------	------	-----	-------	-----	----	--------	-----	------	------------	-----------	---------

1	Ženčár, Pavol	147	U	PCC	Min	117	0	8.42	13.8955	125.0000	100.00 %
2	Sudek, Lukáš	191	U	PCC	Min	115	0	8.65	13.2948	119.5963	95.68 %
3	Žolnay, Pavol	114	U	PCC	Min	113	0	10.51	10.7517	96.7193	77.38 %
4	Novotny, Martin	5	U	PCC	Min	111	0	10.48	10.5916	95.2790	76.22 %
5	Marcinek, Pavel	21	U	PCC	Min	119	0	12.16	9.7862	88.0339	70.43 %
6	Rozehnal, Pavel	23	U	PCC	Min	121	0	12.58	9.6184	86.5244	69.22 %
7	Krátký, Václav	144	U	PCC	Min	121	0	13.21	9.1597	82.3981	65.92 %
8	Ladisich, Robert	106	U	PCC	Min	119	0	13.15	9.0494	81.4059	65.12 %
9	Maska, Richard	155	U	PCC	Min	107	0	11.84	9.0372	81.2961	65.04 %
10	Peša, Jaroslav	188	U	PCC	Min	111	0	12.32	9.0097	81.0487	64.84 %
11	Malý, Daniel	28	U	PCC	Min	123	0	13.77	8.9325	80.3543	64.28 %
12	Cimburek, Lukas	181	U	PCC	Min	123	0	14.37	8.5595	76.9988	61.60 %
13	Szihn, Roman	124	U	PCC	Min	103	0	12.56	8.2006	73.7703	59.02 %
14	Radkovič, Michal	18	U	PCC	Min	112	10	13.22	7.7156	69.4074	55.53 %
15	Kučerík, Petr	27	U	PCC	Min	123	0	16.14	7.6208	68.5546	54.84 %
16	Bublák, Martin	89	U	PCC	Min	104	10	12.41	7.5745	68.1381	54.51 %
17	Plzák, Jiří	1	U	PCC	Min	125	0	16.51	7.5712	68.1084	54.49 %
18	Malý, Jan	29	U	PCC	Min	119	0	16.24	7.3276	65.9170	52.73 %
19	Šindler, Hynek	25	U	PCC	Min	102	10	12.79	7.1931	64.7071	51.77 %
20	Musil, Eduard	22	U	PCC	Min	110	10	14.07	7.1073	63.9353	51.15 %
21	Krátká, Marie	145	U	PCC	Min	113	0	16.86	6.7023	60.2920	48.23 %
22	Kubáč, Vítězslav	204	U	PCC	Min	115	0	18.35	6.2670	56.3762	45.10 %
23	Synek, Miloš	203	U	PCC	Min	115	0	18.57	6.1928	55.7087	44.57 %
24	Krammer, Petra	52	U	PCC	Min	121	0	22.17	5.4578	49.0968	39.28 %
25	Chlup, Michal	158	U	PCC	Min	113	0	21.40	5.2804	47.5010	38.00 %
26	Ladisich, Sonja	104	U	PCC	Min	113	0	23.43	4.8229	43.3854	34.71 %

Stage Results - Production

Place	Name	No.	Class	Div	PF	Points	Pen	Time	Hit Factor	Stage Pts	Stage %
1	Štěpán, Michal	81	U	P	Min	121	0	10.01	12.0879	125.0000	100.00 %
2	Zapletal, Miroslav	167	U	P	Min	116	10	10.43	10.1630	105.0948	84.08 %
3	Strýc, Michael	173	U	P	Min	113	0	11.48	9.8432	101.7877	81.43 %
4	Liehne, Jan	9	U	P	Min	123	0	12.77	9.6319	99.6027	79.68 %
5	Kaprál, Vojtěch	190	U	P	Min	119	0	12.76	9.3260	96.4394	77.15 %
6	Mačura, Ondřej	10	U	P	Min	115	0	12.35	9.3117	96.2915	77.03 %
7	Brož, Jakub	43	U	P	Min	101	0	11.16	9.0502	93.5874	74.87 %
8	Prokop, Jan	67	U	P	Min	113	0	12.59	8.9754	92.8139	74.25 %
9	Jedlička, Jiri	202	U	P	Min	115	0	12.83	8.9634	92.6898	74.15 %
10	Vomela, Lukáš	101	U	P	Min	117	0	13.20	8.8636	91.6578	73.33 %
11	Jedlička, Jakub	201	U	P	Min	111	0	13.47	8.2405	85.2143	68.17 %
12	Gabriel, Jiří	149	U	P	Min	113	0	13.95	8.1004	83.7656	67.01 %
13	Němeček, Zdeněk	111	U	P	Min	108	10	12.22	8.0196	82.9300	66.34 %
14	Piatke, Ondřej	120	U	P	Min	111	0	14.27	7.7786	80.4379	64.35 %
15	Cehelský, Petr	80	U	P	Min	110	10	12.90	7.7519	80.1618	64.13 %
16	Kužel, Zdeněk	6	U	P	Min	88	10	10.11	7.7151	79.7812	63.82 %
17	Zikán, Roman	70	U	P	Min	115	0	15.06	7.6361	78.9643	63.17 %
18	Balej, Zdeněk	165	U	P	Min	102	10	12.19	7.5472	78.0450	62.44 %
19	Luža, Jaroslav	86	U	P	Min	121	0	16.22	7.4599	77.1422	61.71 %
20	Boško, Radovan	82	U	P	Min	113	0	15.16	7.4538	77.0791	61.66 %
21	Růžička, Milan	41	U	P	Min	119	0	17.05	6.9795	72.1744	57.74 %
22	Dolezal, Philipp	38	U	P	Min	113	0	16.38	6.8987	71.3389	57.07 %
23	Zemčík, Jan	139	U	P	Min	113	0	16.64	6.7909	70.2241	56.18 %
24	Najmonová, Hana	13	U	P	Min	109	0	16.15	6.7492	69.7929	55.83 %
25	Neumann, Michal	26	U	P	Min	111	0	16.58	6.6948	69.2304	55.38 %
26	Hodoval, Pavel	200	U	P	Min	111	0	16.64	6.6707	68.9812	55.18 %
27	Šilhán, Jiří	42	U	P	Min	103	0	15.47	6.6580	68.8498	55.08 %
28	Mužík, Pavel	7	U	P	Min	103	0	15.97	6.4496	66.6948	53.36 %
29	Švajka, Ondřej	61	U	P	Min	111	0	17.39	6.3830	66.0061	52.80 %
30	Sixta, Bedřich	14	U	P	Min	117	0	18.56	6.3039	65.1881	52.15 %
31	Chernobai, Valentina	45	U	P	Min	104	10	15.01	6.2625	64.7600	51.81 %
32	Bauer, David	122	U	P	Min	108	10	15.67	6.2540	64.6721	51.74 %
33	Valvoda, Marek	12	U	P	Min	98	10	14.46	6.0858	62.9328	50.35 %
34	Škop, Ctirad	153	U	P	Min	105	0	17.29	6.0729	62.7994	50.24 %

35	Rossl, Karel	218	U	P	Min	113	0	18.61	6.0720	62.7901	50.23 %
36	Rajman, Jiří	11	U	P	Min	111	0	18.48	6.0065	62.1127	49.69 %
37	Lakosil, Jaroslav	53	U	P	Min	102	10	15.52	5.9278	61.2989	49.04 %
38	Grygar, Zdeněk	85	U	P	Min	115	0	19.56	5.8793	60.7974	48.64 %
39	Čísař, Radek	193	U	P	Maj	101	30	12.38	5.7351	59.3062	47.44 %
40	Pěčková, Petra	159	U	P	Min	105	0	19.08	5.5031	56.9071	45.53 %
41	Pánek, Aleš	199	U	P	Min	100	10	16.37	5.4979	56.8533	45.48 %
42	Slivečka, Zdeněk	126	U	P	Min	115	0	21.05	5.4632	56.4945	45.20 %
43	Klimeš, Martin	87	U	P	Min	104	10	17.46	5.3837	55.6724	44.54 %
44	Mlynský, Miroslav	48	U	P	Min	107	0	20.17	5.3049	54.8575	43.89 %
45	Vorlíček, Jan	78	U	P	Min	99	20	14.96	5.2807	54.6073	43.69 %
46	Nathanielová, Nicole	142	U	P	Min	101	0	19.14	5.2769	54.5680	43.65 %
47	Chaloupka, Jakub	76	U	P	Min	105	0	19.98	5.2553	54.3446	43.48 %
48	Šurý, Petr	33	U	P	Min	115	0	21.96	5.2368	54.1533	43.32 %
49	Vančura, Jan	160	U	P	Min	97	20	15.26	5.0459	52.1792	41.74 %
50	Jurásek, Petr	56	U	P	Min	108	10	19.45	5.0386	52.1038	41.68 %
51	Pícha, Jiří	20	U	P	Min	109	0	21.80	5.0000	51.7046	41.36 %
52	Kretek, Daniel	216	U	P	Min	125	0	25.62	4.8790	50.4533	40.36 %
53	Malach, Miroslav	128	U	P	Min	106	10	20.48	4.6875	48.4731	38.78 %
54	Kratochvíl, Vaclav	54	U	P	Maj	114	0	26.53	4.2970	44.4349	35.55 %
55	Videnka, Petr	178	U	P	Min	87	20	15.66	4.2784	44.2426	35.39 %
56	Dohnalová, Dana	146	U	P	Min	101	0	26.52	3.8084	39.3824	31.51 %
57	Diviš, Josef	192	U	P	Min	106	10	28.01	3.4273	35.4414	28.35 %

Stage Results - Single Stack

Place	Name	No.	Class	Div	PF	Points	Pen	Time	Hit Factor	Stage Pts	Stage %
1	Kala, Jakub	129	U	SS	Min	111	0	13.73	8.0845	125.0000	100.00 %
2	Vítek, Libor	97	U	SS	Min	105	0	16.70	6.2874	97.2138	77.77 %
3	Slováček, Pavel	195	U	SS	Min	119	0	19.80	6.0101	92.9263	74.34 %
4	Fischer, Manfred	105	U	SS	Min	101	0	17.85	5.6583	87.4869	69.99 %
5	Kerber, Gerhard	79	U	SS	Min	115	0	21.48	5.3538	82.7788	66.22 %
6	Schenk, Klaus-Dieter	163	U	SS	Min	109	0	34.58	3.1521	48.7368	38.99 %

Generated by PractiScore for Android (1.6.45 Lenovo) at 2020-07-19 15:43 +0200

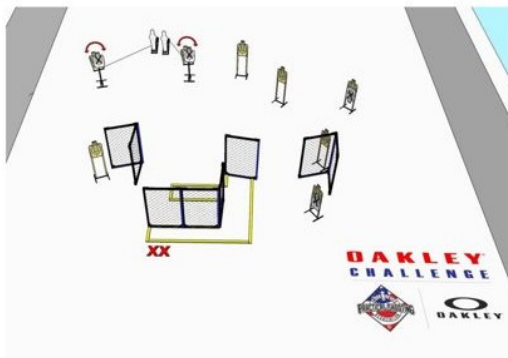
USPSA OAKLEY CHALLENGE 2020 - NAME HAVE BEEN CHANGED - 2020-07-16



USPSA OAKLEY Challenge 2020
Stage #6 - NAME HAVE BEEN CHANGED



START POSITION: Standing Outside the shooting area, both heels touching mark.	
GUN READY CONDITION: Handgun loaded and holstered. PCC loaded, option 1.	
STAGE PROCEDURE: Upon start signal, engage targets from within the fault lines.	
SCORING	RULES
ROUNDS: 18	A shooter who fires shots while completely outside (both feet out and touching the ground) a shooting area is deemed to have gained a significant advantage and will be given one penalty for each shot fired until presence is re-established in a shooting area. If a competitor starts and fires shots while completely outside a shooting area, foot fault penalties will apply as above. No penalty is assessed if a competitor does not fire any shots while faulting. Having at least one foot in a shooting area and nothing touching outside the shooting area is required to re-establish presence in a shooting area.
POINTS: 90	
PAPER TARGETS	
IPSC: 0	
USPSA: 8	
POPPERS: 2	
PLATES: 0	



Stage Results - Carry Optics

Place	Name	No.	Class	Div	PF	Points	Pen	Time	Hit Factor	Stage Pts	Stage %
1	Maderanek, Radim	72	U	CO	Min	74	0	10.16	7.2835	90.0000	100.00 %
2	MEIßNER, Martin	99	U	CO	Min	78	0	12.80	6.0938	75.2992	83.67 %
3	Mach, Petr	88	U	CO	Min	78	0	12.95	6.0232	74.4269	82.70 %
4	Mikolášek, Martin	176	U	CO	Min	80	0	13.85	5.7762	71.3748	79.31 %
5	Němeček, Pavel	179	U	CO	Min	88	0	16.18	5.4388	67.2056	74.67 %
6	Holyszewski, Petr	170	U	CO	Min	82	0	23.26	3.5254	43.5623	48.40 %
7	Holec, Miroslav	194	U	CO	Min	69	10	19.97	2.9544	36.5066	40.56 %
8	Kindl, Thomas	148	U	CO	Min	70	20	19.54	2.5589	31.6196	35.13 %

Stage Results - Limited

Place	Name	No.	Class	Div	PF	Points	Pen	Time	Hit Factor	Stage Pts	Stage %
1	Liehne, Zdeněk	211	U	L	Maj	82	0	10.04	8.1673	90.0000	100.00 %
2	Rakušan, Josef	215	U	L	Maj	81	0	10.39	7.7960	85.9084	95.45 %
3	Hořínek, Miloš	217	U	L	Maj	84	0	11.21	7.4933	82.5728	91.75 %
4	Schröfl, Mark	187	U	L	Maj	87	0	12.34	7.0502	77.6901	86.32 %
5	Znamenáček, Petr	205	U	L	Maj	79	10	9.81	7.0336	77.5071	86.12 %
6	Kadlec, Michal	210	U	L	Min	78	0	11.19	6.9705	76.8118	85.35 %
7	Ladič, Tibor	57	U	L	Maj	85	0	12.36	6.8770	75.7815	84.20 %
8	Kašpar, Josef	90	U	L	Maj	79	0	11.94	6.6164	72.9098	81.01 %
9	Šoustar, Ivo	55	U	L	Maj	81	0	12.73	6.3629	70.1163	77.91 %
10	Benesch, Thomas	63	U	L	Maj	77	0	12.19	6.3167	69.6072	77.34 %
11	Liehne, Irena	8	U	L	Min	84	0	13.55	6.1993	68.3135	75.90 %
12	Galazka, Marcin	37	U	L	Min	70	0	11.43	6.1242	67.4860	74.98 %
13	Kašpar, Jiří	174	U	L	Min	76	0	12.43	6.1142	67.3758	74.86 %
14	Tošenovská, Martina	175	U	L	Min	78	0	13.38	5.8296	64.2396	71.38 %
15	Tischlerová, Markéta	197	U	L	Min	84	0	14.54	5.7772	63.6622	70.74 %
16	Kiss, Szilard	40	U	L	Maj	83	0	14.39	5.7679	63.5597	70.62 %
17	Kubík, Karel	50	U	L	Maj	83	10	12.68	5.7571	63.4407	70.49 %
18	Fiala, Jan	91	U	L	Min	64	0	11.99	5.3378	58.8202	65.36 %
19	Vlček, Lukáš	134	U	L	Min	80	0	15.03	5.3227	58.6538	65.17 %
20	Glos, Stanislav	66	U	L	Min	78	0	14.99	5.2035	57.3402	63.71 %
21	Grohol, Radim	59	U	L	Min	76	0	14.64	5.1913	57.2058	63.56 %
22	Eichinger, Andreas	157	U	L	Min	78	0	15.09	5.1690	56.9601	63.29 %

23	Komínek, Jiří	164	U	L	Maj	77	0	14.90	5.1678	56.9468	63.27 %
24	Plch, Josef	154	U	L	Min	68	0	13.19	5.1554	56.8102	63.12 %
25	Elstner, Marek	34	U	L	Min	76	0	14.94	5.0870	56.0565	62.28 %
26	Janošek, Dušan	150	U	L	Min	72	0	14.33	5.0244	55.3666	61.52 %
27	Dvořák, Petr	185	U	L	Min	74	0	14.84	4.9865	54.9490	61.05 %
28	Novotný, Zdeněk	131	U	L	Min	82	0	17.09	4.7981	52.8729	58.75 %
29	Kulbabl, Adam	180	U	L	Min	78	0	16.29	4.7882	52.7638	58.63 %
30	Satrapa, František	136	U	L	Min	76	0	16.05	4.7352	52.1798	57.98 %
31	Hudeček, František	19	U	L	Min	76	0	16.29	4.6654	51.4106	57.12 %
32	Zálejský, Rostislav	189	U	L	Maj	80	0	17.49	4.5740	50.4034	56.00 %
33	Hrtánek, Michal	74	U	L	Min	76	0	17.07	4.4523	49.0624	54.51 %
34	Gazda, David	16	U	L	Min	67	10	13.32	4.2793	47.1560	52.40 %
35	Konvičný, Lumír	118	U	L	Min	82	0	19.42	4.2225	46.5301	51.70 %
36	Ptáčková Mísařová, Petra	212	U	L	Min	75	10	15.74	4.1296	45.5063	50.56 %
37	Batěk, Jarda	68	U	L	Min	70	0	17.02	4.1128	45.3212	50.36 %
38	Smětala, Oldřich	84	U	L	Min	83	10	18.29	3.9913	43.9823	48.87 %
39	Perout, Filip	108	U	L	Min	64	0	16.07	3.9826	43.8865	48.76 %
40	Alexander, Bauer	123	U	L	Min	72	0	18.14	3.9691	43.7377	48.60 %
41	Foltýn, Karel	100	U	L	Min	76	0	19.31	3.9358	43.3708	48.19 %
42	Konvičná, Růžena	119	U	L	Min	74	0	19.66	3.7640	41.4776	46.09 %
43	Král, Dalibor	17	U	L	Min	71	10	16.24	3.7562	41.3916	45.99 %
44	Bernat, Petr	207	U	L	Min	70	0	19.84	3.5282	38.8792	43.20 %
45	Jurasek, Ondrej	135	U	L	Min	63	10	15.69	3.3779	37.2230	41.36 %
46	Vachoušková, Petra	75	U	L	Min	62	20	12.75	3.2941	36.2995	40.33 %
47	Čapka, Kamil	58	U	L	Min	67	10	17.61	3.2368	35.6681	39.63 %
48	Foltyn, Tomas	102	U	L	Min	84	0	26.01	3.2295	35.5876	39.54 %
49	Vybíral, Jan	3	U	L	Min	75	10	20.33	3.1972	35.2317	39.15 %
50	Schneider, Michael	115	U	L	Min	76	0	24.35	3.1211	34.3931	38.21 %
51	Kvasnica, Radomír	47	U	L	Min	66	0	21.46	3.0755	33.8906	37.66 %
52	Částek, Jindra	177	U	L	Min	72	20	17.46	2.9782	32.8184	36.46 %
53	Kastl, Christoph	121	U	L	Min	68	0	23.81	2.8559	31.4707	34.97 %
54	Zalejská, Draha	213	U	L	Min	72	10	23.28	2.6632	29.3473	32.61 %
55	Čapka, Petr	44	U	L	Min	69	30	15.56	2.5064	27.6194	30.69 %
56	David, Jaroslav	83	U	L	Min	60	20	16.53	2.4198	26.6651	29.63 %
57	Klvaňa, Tomáš	169	U	L	Min	65	30	15.47	2.2624	24.9306	27.70 %
58	Švadlaková, Miroslava	132	U	L	Min	63	30	17.45	1.8911	20.8391	23.15 %
59	Vybíralová, Miluše	2	U	L	Min	65	30	18.60	1.8817	20.7355	23.04 %
60	Novák, Miloš	184	U	L	Min	58	20	20.26	1.8756	20.6683	22.96 %
61	Fiala jr., Jan	93	U	L	Min	64	40	15.18	1.5810	17.4219	19.36 %
62	(DQ) Vopařil, Josef	PEPI	U	L	Min						

Stage Results - Open

Place	Name	No.	Class	Div	PF	Points	Pen	Time	Hit Factor	Stage Pts	Stage %
1	Sustrova, Katerina	92	U	O	Maj	84	0	9.93	8.4592	90.0000	100.00 %
2	Běhal, Jiří	96	U	O	Maj	79	0	9.34	8.4582	89.9894	99.99 %
3	Šebo, Robin	107	U	O	Maj	83	0	9.97	8.3250	88.5722	98.41 %
4	Vystyd, Václav	133	U	O	Maj	82	0	9.88	8.2996	88.3020	98.11 %
5	Glac, Martin	60	U	O	Maj	86	0	10.46	8.2218	87.4742	97.19 %
6	Šustr, Miloš	94	U	O	Maj	87	0	11.11	7.8308	83.3143	92.57 %
7	PRASCHINGER, Edgar	98	U	O	Maj	84	0	11.51	7.2980	77.6456	86.27 %
8	Samek, Petr	198	U	O	Maj	78	10	9.96	6.8273	72.6377	80.71 %
9	Slavík, Daniel	65	U	O	Min	76	0	11.35	6.6960	71.2408	79.16 %
10	Richter, Petr	31	U	O	Maj	83	0	12.57	6.6030	70.2513	78.06 %
11	Malá, Marcela	35	U	O	Maj	82	0	13.81	5.9377	63.1730	70.19 %
12	Aigner, Michael	151	U	O	Maj	84	0	15.27	5.5010	58.5268	65.03 %
13	Žáček, Milan	4	U	O	Maj	88	0	16.21	5.4287	57.7576	64.18 %
14	Müller, Georg	137	U	O	Maj	81	10	13.19	5.3829	57.2703	63.63 %
15	Aigner, Edeltraut	152	U	O	Maj	80	0	16.16	4.9505	52.6699	58.52 %
16	Pawlik, Celina	30	U	O	Maj	76	10	14.19	4.6512	49.4855	54.98 %
17	Schröfl, Alexander	186	U	O	Maj	85	0	18.31	4.6423	49.3908	54.88 %

Stage Results - PCC

Place	Name	No.	Class	Div	PF	Points	Pen	Time	Hit Factor	Stage Pts	Stage %
1	Ženčár, Pavol	147	U	PCC	Min	86	0	9.35	9.1979	90.0000	100.00 %
2	Synek, Miloš	203	U	PCC	Min	84	0	9.63	8.7227	85.3502	94.83 %
3	Marcinek, Pavel	21	U	PCC	Min	88	0	10.41	8.4534	82.7152	91.91 %
4	Novotny, Martin	5	U	PCC	Min	78	0	10.50	7.4286	72.6877	80.76 %
5	Maska, Richard	155	U	PCC	Min	80	0	10.82	7.3937	72.3462	80.38 %
6	Ladisich, Robert	106	U	PCC	Min	88	0	12.57	7.0008	68.5017	76.11 %
7	Sudek, Lukáš	191	U	PCC	Min	78	10	9.77	6.9601	68.1035	75.67 %
8	Rozehnal, Pavel	23	U	PCC	Min	80	0	11.55	6.9264	67.7737	75.30 %
9	Cimburek, Lukas	181	U	PCC	Min	74	0	10.71	6.9094	67.6074	75.12 %
10	Bublák, Martin	89	U	PCC	Min	84	0	12.42	6.7633	66.1778	73.53 %
11	Peša, Jaroslav	188	U	PCC	Min	84	0	12.61	6.6614	65.1807	72.42 %
12	Radkovič, Michal	18	U	PCC	Min	80	0	12.41	6.4464	63.0770	70.09 %
13	Szihn, Roman	124	U	PCC	Min	74	0	11.64	6.3574	62.2062	69.12 %
14	Žolnay, Pavol	114	U	PCC	Min	72	0	11.53	6.2446	61.1024	67.89 %
15	Kubáč, Vítězslav	204	U	PCC	Min	80	0	13.10	6.1069	59.7551	66.39 %
16	Kučerík, Petr	27	U	PCC	Min	84	0	14.07	5.9701	58.4165	64.91 %
17	Šindler, Hynek	25	U	PCC	Min	82	0	13.74	5.9680	58.3959	64.88 %
18	Krátký, Václav	144	U	PCC	Min	80	0	13.46	5.9435	58.1562	64.62 %
19	Plzák, Jiří	1	U	PCC	Min	84	0	14.16	5.9322	58.0456	64.50 %
20	Musil, Eduard	22	U	PCC	Min	80	10	13.09	5.3476	52.3254	58.14 %
21	Krátká, Marie	145	U	PCC	Min	84	0	15.93	5.2731	51.5965	57.33 %
22	Malý, Daniel	28	U	PCC	Min	82	0	15.66	5.2363	51.2364	56.93 %
23	Malý, Jan	29	U	PCC	Min	74	0	14.90	4.9664	48.5954	53.99 %
24	Ladisich, Sonja	104	U	PCC	Min	84	0	23.90	3.5146	34.3898	38.21 %
25	Chlup, Michal	158	U	PCC	Min	78	0	23.45	3.3262	32.5463	36.16 %
26	Krammer, Petra	52	U	PCC	Min	86	0	46.88	1.8345	17.9503	19.94 %

Stage Results - Production

Place	Name	No.	Class	Div	PF	Points	Pen	Time	Hit Factor	Stage Pts	Stage %
1	Štěpán, Michal	81	U	P	Min	80	0	9.89	8.0890	90.0000	100.00 %
2	Zapletal, Miroslav	167	U	P	Min	86	0	11.11	7.7408	86.1258	95.70 %
3	Balej, Zdeněk	165	U	P	Min	84	0	11.29	7.4402	82.7813	91.98 %
4	Jedlička, Jakub	201	U	P	Min	84	0	11.97	7.0175	78.0783	86.75 %
5	Prokop, Jan	67	U	P	Min	80	0	11.66	6.8611	76.3381	84.82 %
6	Strýc, Michael	173	U	P	Min	82	0	11.98	6.8447	76.1556	84.62 %
7	Jedlička, Jiri	202	U	P	Min	86	0	12.68	6.7823	75.4614	83.85 %
8	Císař, Radek	193	U	P	Maj	85	0	12.63	6.7300	74.8795	83.20 %
9	Brož, Jakub	43	U	P	Min	86	0	13.29	6.4710	71.9978	80.00 %
10	Švajka, Ondřej	61	U	P	Min	78	0	12.31	6.3363	70.4991	78.33 %
11	Kaprál, Vojtěch	190	U	P	Min	78	0	12.37	6.3056	70.1575	77.95 %
12	Liehne, Jan	9	U	P	Min	78	0	12.41	6.2853	69.9316	77.70 %
13	Kužel, Zdeněk	6	U	P	Min	70	0	11.48	6.0976	67.8432	75.38 %
14	Cehelský, Petr	80	U	P	Min	80	0	13.15	6.0837	67.6886	75.21 %
15	Gabriel, Jiří	149	U	P	Min	84	0	13.96	6.0172	66.9487	74.39 %
16	Valvoda, Marek	12	U	P	Min	82	0	13.98	5.8655	65.2608	72.51 %
17	Jurásek, Petr	56	U	P	Min	82	0	14.40	5.6944	63.3572	70.40 %
18	Dolezal, Philipp	38	U	P	Min	82	0	14.68	5.5858	62.1488	69.05 %
19	Vomela, Lukáš	101	U	P	Min	74	0	13.59	5.4452	60.5845	67.32 %
20	Luža, Jaroslav	86	U	P	Min	82	0	15.46	5.3040	59.0135	65.57 %
21	Piatke, Ondřej	120	U	P	Min	72	0	13.60	5.2941	58.9033	65.45 %
22	Mužík, Pavel	7	U	P	Min	76	0	14.62	5.1984	57.8385	64.27 %
23	Růžička, Milan	41	U	P	Min	78	0	15.03	5.1896	57.7406	64.16 %
24	Vorlíček, Jan	78	U	P	Min	77	10	12.92	5.1858	57.6984	64.11 %
25	Pánek, Aleš	199	U	P	Min	72	0	13.96	5.1576	57.3846	63.76 %
26	Němeček, Zdeněk	111	U	P	Min	77	10	13.45	4.9814	55.4242	61.58 %
27	Lakosil, Jaroslav	53	U	P	Min	74	0	14.92	4.9598	55.1838	61.32 %
28	Vančura, Jan	160	U	P	Min	82	0	16.62	4.9338	54.8945	60.99 %
29	Škop, Ctirad	153	U	P	Min	82	0	16.82	4.8751	54.2414	60.27 %

30	Rajman, Jiří	11	U	P	Min	78	0	16.01	4.8720	54.2069	60.23 %
31	Slivečka, Zdeněk	126	U	P	Min	78	0	16.13	4.8357	53.8031	59.78 %
32	Zikán, Roman	70	U	P	Min	73	10	13.69	4.6019	51.2018	56.89 %
33	Mačura, Ondřej	10	U	P	Min	74	20	12.24	4.4118	49.0867	54.54 %
34	Rossl, Karel	218	U	P	Min	82	0	18.60	4.4086	49.0511	54.50 %
35	Sixta, Bedřich	14	U	P	Min	78	0	17.85	4.3697	48.6182	54.02 %
36	Boško, Radovan	82	U	P	Min	75	10	14.97	4.3420	48.3101	53.68 %
37	Malach, Miroslav	128	U	P	Min	76	0	18.06	4.2082	46.8214	52.02 %
38	Šurý, Petr	33	U	P	Min	82	0	19.78	4.1456	46.1249	51.25 %
39	Klímeš, Martin	87	U	P	Min	79	10	17.00	4.0588	45.1591	50.18 %
40	Pěčková, Petra	159	U	P	Min	70	0	17.30	4.0462	45.0189	50.02 %
41	Grygar, Zdeněk	85	U	P	Min	73	10	15.59	4.0411	44.9622	49.96 %
42	Neumann, Michal	26	U	P	Min	66	0	16.47	4.0073	44.5861	49.54 %
43	Zemčík, Jan	139	U	P	Min	71	10	15.24	4.0026	44.5338	49.48 %
44	Kretek, Daniel	216	U	P	Min	76	0	19.11	3.9770	44.2490	49.17 %
45	Pícha, Jiří	20	U	P	Min	76	0	19.43	3.9115	43.5202	48.36 %
46	Chernobaj, Valentina	45	U	P	Min	69	10	15.60	3.7821	42.0805	46.76 %
47	Mlynský, Miroslav	48	U	P	Min	68	0	18.34	3.7077	41.2527	45.84 %
48	Chaloupka, Jakub	76	U	P	Min	72	0	19.67	3.6604	40.7264	45.25 %
49	Diviš, Josef	192	U	P	Min	66	0	18.26	3.6145	40.2157	44.68 %
50	Kratochvíl, Vaclav	54	U	P	Maj	84	0	23.65	3.5518	39.5181	43.91 %
51	Najmonová, Hana	13	U	P	Min	75	10	18.89	3.4410	38.2853	42.54 %
52	Bauer, David	122	U	P	Min	64	20	14.43	3.0492	33.9261	37.70 %
53	Nathanielová, Nicole	142	U	P	Min	64	0	25.22	2.5377	28.2350	31.37 %
54	Šilhán, Jiří	42	U	P	Min	59	30	14.31	2.0266	22.5484	25.05 %
55	Dohnalová, Dana	146	U	P	Min	68	20	26.22	1.8307	20.3688	22.63 %
56	Videnka, Petr	178	U	P	Min	58	20	21.09	1.8018	20.0472	22.27 %
57	Hodoval, Pavel	200	U	P	Min	29	160	8.12	0.0000	0.0000	0.00 %

Stage Results - Single Stack

Place	Name	No.	Class	Div	PF	Points	Pen	Time	Hit Factor	Stage Pts	Stage %
1	Kala, Jakub	129	U	SS	Min	78	0	12.37	6.3056	90.0000	100.00 %
2	Vítek, Libor	97	U	SS	Min	76	0	13.05	5.8238	83.1233	92.36 %
3	Fischer, Manfred	105	U	SS	Min	74	0	16.26	4.5510	64.9565	72.17 %
4	Slováček, Pavel	195	U	SS	Min	72	0	18.72	3.8462	54.8969	61.00 %
5	Kerber, Gerhard	79	U	SS	Min	69	10	16.51	3.5736	51.0061	56.67 %
6	Schenk, Klaus-Dieter	163	U	SS	Min	70	20	18.94	2.6399	37.6794	41.87 %

Generated by PractiScore for Android (1.6.45 Lenovo) at 2020-07-19 15:44 +0200

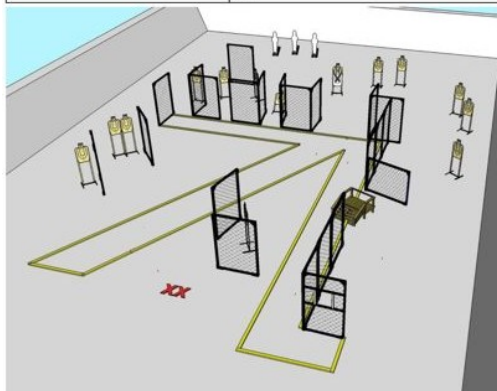
USPSA OAKLEY CHALLENGE 2020 - HARD DAY - 2020-07-16



USPSA OAKLEY Challenge 2020
Stage #7 - HARD DAY



START POSITION: Standing Outside the shooting area, both heels touching mark.	
GUN READY CONDITION: Handgun loaded and holstered. PCC loaded - Option 1	
STAGE PROCEDURE: Upon start signal, engage targets from within the fault lines.	
SCORING: COMSTOCK	RULES
ROUNDS: 31	A shooter who fires shots while completely outside (both feet out and touching the ground) a shooting area is deemed to have gained a significant advantage and will be given one penalty for each shot fired until presence is re-established in a shooting area. If a competitor starts and fires shots while completely outside a shooting area, foot fault penalties will apply as above. No penalty is assessed if a competitor does not fire any shots while faulting. Having at least one foot in a shooting area and nothing touching outside the shooting area is required to re-establish presence in a shooting area.
POINTS: 155	
PAPER TARGETS	
IPSC: 0	
USPSA: 14	
POPPERS: 3	
PLATES: 0	



Stage Results - Carry Optics

Place	Name	No.	Class	Div	PF	Points	Pen	Time	Hit Factor	Stage Pts	Stage %
1	Maderanek, Radim	72	U	CO	Min	145	0	18.74	7.7375	155.0000	100.00 %
2	Mikolášek, Martin	176	U	CO	Min	145	0	21.54	6.7317	134.8515	87.00 %
3	MEIßNER, Martin	99	U	CO	Min	135	0	20.61	6.5502	131.2156	84.66 %
4	Němeček, Pavel	179	U	CO	Min	145	0	24.79	5.8491	117.1710	75.59 %
5	Mach, Petr	88	U	CO	Min	129	20	23.48	4.6422	92.9940	60.00 %
6	Kindl, Thomas	148	U	CO	Min	143	0	33.68	4.2458	85.0532	54.87 %
7	Holec, Miroslav	194	U	CO	Min	133	0	32.64	4.0748	81.6277	52.66 %
8	Holyszewski, Petr	170	U	CO	Min	149	0	40.26	3.7009	74.1376	47.83 %

Stage Results - Limited

Place	Name	No.	Class	Div	PF	Points	Pen	Time	Hit Factor	Stage Pts	Stage %
1	Liehne, Zdeněk	211	U	L	Maj	150	0	18.23	8.2282	155.0000	100.00 %
2	Znamenáček, Petr	205	U	L	Maj	141	0	18.02	7.8246	147.3971	95.09 %
3	Rakušan, Josef	215	U	L	Maj	148	0	19.05	7.7690	146.3497	94.42 %
4	Kubík, Karel	50	U	L	Maj	149	0	20.42	7.2968	137.4546	88.68 %
5	Galazka, Marcin	37	U	L	Min	139	0	19.40	7.1649	134.9699	87.08 %
6	Novotný, Zdeněk	131	U	L	Min	143	0	20.40	7.0098	132.0482	85.19 %
7	Schröfl, Mark	187	U	L	Maj	145	0	21.31	6.8043	128.1771	82.69 %
8	Kašpar, Josef	90	U	L	Maj	151	0	22.30	6.7713	127.5554	82.29 %
9	Tošenovská, Martina	175	U	L	Min	133	0	20.21	6.5809	123.9687	79.98 %
10	Hořínek, Miloš	217	U	L	Maj	141	0	22.21	6.3485	119.5909	77.16 %
11	Kadlec, Michal	210	U	L	Min	139	0	22.06	6.3010	118.6961	76.58 %
12	Grohol, Radim	59	U	L	Min	145	0	23.40	6.1966	116.7294	75.31 %
13	Šoustar, Ivo	55	U	L	Maj	148	0	23.96	6.1770	116.3602	75.07 %
14	Glos, Stanislav	66	U	L	Min	143	0	23.21	6.1611	116.0607	74.88 %
15	Plch, Josef	154	U	L	Min	131	0	22.10	5.9276	111.6621	72.04 %
16	Ladič, Tibor	57	U	L	Maj	147	0	24.88	5.9084	111.3004	71.81 %
17	Tischlerová, Markéta	197	U	L	Min	145	0	24.81	5.8444	110.0948	71.03 %
18	Kašpar, Jiří	174	U	L	Min	143	0	24.48	5.8415	110.0402	70.99 %
19	Elstner, Marek	34	U	L	Min	139	0	24.26	5.7296	107.9322	69.63 %
20	Liehne, Irena	8	U	L	Min	147	0	25.79	5.6999	107.3728	69.27 %
21	Kiss, Szilard	40	U	L	Maj	144	0	25.83	5.5749	105.0180	67.75 %
22	Fiala, Jan	91	U	L	Min	135	0	24.24	5.5693	104.9126	67.69 %
23	Čapka, Petr	44	U	L	Min	139	0	25.00	5.5600	104.7374	67.57 %

24	Král, Dalibor	17	U	L	Min	135	0	24.60	5.4878	103.3773	66.70 %
25	Gazda, David	16	U	L	Min	141	0	25.98	5.4273	102.2376	65.96 %
26	Dvořák, Petr	185	U	L	Min	130	10	22.12	5.4250	102.1943	65.93 %
27	Vlček, Lukáš	134	U	L	Min	143	0	27.04	5.2885	99.6229	64.27 %
28	Batěk, Jarda	68	U	L	Min	129	0	25.02	5.1559	97.1251	62.66 %
29	Ptáčková Mísařová, Petra	212	U	L	Min	129	0	25.21	5.1170	96.3923	62.19 %
30	Perout, Filip	108	U	L	Min	138	10	25.23	5.0733	95.5691	61.66 %
31	David, Jaroslav	83	U	L	Min	139	0	27.41	5.0711	95.5276	61.63 %
32	Hudeček, František	19	U	L	Min	139	0	27.41	5.0711	95.5276	61.63 %
33	Zálejský, Rostislav	189	U	L	Maj	138	0	27.35	5.0457	95.0492	61.32 %
34	Konvičný, Lumír	118	U	L	Min	139	0	28.22	4.9256	92.7868	59.86 %
35	Eichinger, Andreas	157	U	L	Min	131	0	26.68	4.9100	92.4929	59.67 %
36	Fiala jr., Jan	93	U	L	Min	143	0	31.00	4.6129	86.8962	56.06 %
37	Alexander, Bauer	123	U	L	Min	139	0	30.32	4.5844	86.3593	55.72 %
38	Foltýn, Karel	100	U	L	Min	139	0	30.68	4.5306	85.3459	55.06 %
39	Jurasek, Ondrej	135	U	L	Min	142	10	29.24	4.5144	85.0407	54.86 %
40	Hrtánek, Michal	74	U	L	Min	151	0	33.59	4.4954	84.6828	54.63 %
41	Kvasnica, Radomír	47	U	L	Min	139	0	31.74	4.3793	82.4957	53.22 %
42	Kulbabl, Adam	180	U	L	Min	130	10	27.45	4.3716	82.3507	53.13 %
43	Schneider, Michael	115	U	L	Min	123	0	28.30	4.3463	81.8741	52.82 %
44	Komínek, Jiří	164	U	L	Maj	145	0	33.77	4.2938	80.8851	52.18 %
45	Janošek, Dušan	150	U	L	Min	134	10	29.18	4.2495	80.0506	51.65 %
46	Konvičná, Růžena	119	U	L	Min	143	0	33.81	4.2295	79.6739	51.40 %
47	Švadláková, Miroslava	132	U	L	Min	127	0	30.68	4.1395	77.9785	50.31 %
48	Vybíral, Jan	3	U	L	Min	147	0	35.84	4.1016	77.2645	49.85 %
49	Vachoušková, Petra	75	U	L	Min	123	0	30.66	4.0117	75.5710	48.76 %
50	Vybíralová, Miluše	2	U	L	Min	131	0	33.02	3.9673	74.7346	48.22 %
51	Klvaňa, Tomáš	169	U	L	Min	122	10	28.94	3.8701	72.9036	47.03 %
52	Bernat, Petr	207	U	L	Min	143	0	40.13	3.5634	67.1261	43.31 %
53	Foltyn, Tomas	102	U	L	Min	145	0	40.90	3.5452	66.7833	43.09 %
54	Satrapa, František	136	U	L	Min	121	30	25.75	3.5340	66.5723	42.95 %
55	Částek, Jindra	177	U	L	Min	117	0	33.26	3.5177	66.2652	42.75 %
56	Smětala, Oldřich	84	U	L	Min	133	30	30.32	3.3971	63.9934	41.29 %
57	Benesch, Thomas	63	U	L	Maj	144	70	21.96	3.3698	63.4791	40.95 %
58	Kastl, Christoph	121	U	L	Min	131	30	30.73	3.2867	61.9137	39.94 %
59	Novák, Miloš	184	U	L	Min	139	0	42.73	3.2530	61.2789	39.53 %
60	Zalejská, Draha	213	U	L	Min	120	10	35.91	3.0632	57.7035	37.23 %
61	Čapka, Kamil	58	U	L	Min	114	30	29.50	2.8475	53.6402	34.61 %
62	(DQ) Vopařil, Josef	PEPI	U	L	Min						

Stage Results - Open

Place	Name	No.	Class	Div	PF	Points	Pen	Time	Hit Factor	Stage Pts	Stage %
1	Šebo, Robin	107	U	O	Maj	151	0	15.60	9.6795	155.0000	100.00 %
2	Běhal, Jiří	96	U	O	Maj	143	0	16.21	8.8217	141.2639	91.14 %
3	Slavík, Daniel	65	U	O	Min	153	0	19.26	7.9439	127.2074	82.07 %
4	Vystyd, Václav	133	U	O	Maj	140	0	19.68	7.1138	113.9149	73.49 %
5	Richter, Petr	31	U	O	Maj	150	0	21.56	6.9573	111.4088	71.88 %
6	Glac, Martin	60	U	O	Maj	146	0	21.38	6.8288	109.3511	70.55 %
7	Samek, Petr	198	U	O	Maj	145	0	22.21	6.5286	104.5439	67.45 %
8	Malá, Marcela	35	U	O	Maj	150	0	23.30	6.4378	103.0899	66.51 %
9	PRASCHINGER, Edgar	98	U	O	Maj	145	0	22.80	6.3596	101.8377	65.70 %
10	Sustrova, Katerina	92	U	O	Maj	149	0	23.75	6.2737	100.4622	64.81 %
11	Pawlik, Celina	30	U	O	Maj	134	10	20.62	6.0136	96.2971	62.13 %
12	Aigner, Edeltraut	152	U	O	Maj	153	0	25.66	5.9626	95.4804	61.60 %
13	Šustr, Miloš	94	U	O	Maj	139	0	24.06	5.7772	92.5116	59.68 %
14	Schröfl, Alexander	186	U	O	Maj	146	0	27.63	5.2841	84.6155	54.59 %
15	Müller, Georg	137	U	O	Maj	137	20	23.11	5.0627	81.0701	52.30 %
16	Žáček, Milan	4	U	O	Maj	141	10	27.94	4.6886	75.0796	48.44 %
17	Aigner, Michael	151	U	O	Maj	147	0	31.58	4.6548	74.5384	48.09 %

Stage Results - PCC

Place	Name	No.	Class	Div	PF	Points	Pen	Time	Hit	Stage	Stage %
-------	------	-----	-------	-----	----	--------	-----	------	-----	-------	---------

									Factor	Pts	
1	Ženčár, Pavol	147	U	PCC	Min	141	0	15.14	9.3131	155.0000	100.00 %
2	Sudek, Lukáš	191	U	PCC	Min	141	0	16.91	8.3383	138.7762	89.53 %
3	Cimburek, Lukas	181	U	PCC	Min	147	0	18.45	7.9675	132.6049	85.55 %
4	Synek, Miloš	203	U	PCC	Min	143	0	18.42	7.7633	129.2063	83.36 %
5	Novotny, Martin	5	U	PCC	Min	143	0	19.78	7.2295	120.3222	77.63 %
6	Marcinek, Pavel	21	U	PCC	Min	147	0	20.49	7.1742	119.4018	77.03 %
7	Maska, Richard	155	U	PCC	Min	143	0	20.16	7.0933	118.0554	76.16 %
8	Peša, Jaroslav	188	U	PCC	Min	135	0	19.17	7.0423	117.2066	75.62 %
9	Musil, Eduard	22	U	PCC	Min	143	0	21.19	6.7485	112.3168	72.46 %
10	Radkovič, Michal	18	U	PCC	Min	147	0	21.92	6.7062	111.6128	72.01 %
11	Kubáč, Vítězslav	204	U	PCC	Min	141	0	21.37	6.5980	109.8120	70.85 %
12	Szihn, Roman	124	U	PCC	Min	129	0	19.97	6.4597	107.5102	69.36 %
13	Kučerík, Petr	27	U	PCC	Min	151	0	23.79	6.3472	105.6379	68.15 %
14	Šindler, Hynek	25	U	PCC	Min	145	0	23.14	6.2662	104.2898	67.28 %
15	Žolnay, Pavol	114	U	PCC	Min	124	10	19.48	5.8522	97.3995	62.84 %
16	Bublák, Martin	89	U	PCC	Min	141	0	24.19	5.8289	97.0117	62.59 %
17	Ladisich, Robert	106	U	PCC	Min	132	10	21.16	5.7656	95.9582	61.91 %
18	Plzák, Jiří	1	U	PCC	Min	143	0	24.81	5.7638	95.9282	61.89 %
19	Malý, Daniel	28	U	PCC	Min	153	0	27.09	5.6478	93.9976	60.64 %
20	Krátký, Václav	144	U	PCC	Min	146	20	22.50	5.6000	93.2020	60.13 %
21	Malý, Jan	29	U	PCC	Min	143	0	27.27	5.2439	87.2754	56.31 %
22	Rozehnal, Pavel	23	U	PCC	Min	146	10	26.17	5.1968	86.4915	55.80 %
23	Krátká, Marie	145	U	PCC	Min	135	0	27.41	4.9252	81.9712	52.88 %
24	Krammer, Petra	52	U	PCC	Min	147	0	31.21	4.7100	78.3896	50.57 %
25	Chlup, Michal	158	U	PCC	Min	149	0	35.23	4.2293	70.3892	45.41 %
26	Ladisich, Sonja	104	U	PCC	Min	143	0	38.54	3.7104	61.7530	39.84 %

Stage Results - Production

Place	Name	No.	Class	Div	PF	Points	Pen	Time	Hit Factor	Stage Pts	Stage %
1	Štěpán, Michal	81	U	P	Min	145	0	16.96	8.5495	155.0000	100.00 %
2	Zapletal, Miroslav	167	U	P	Min	153	0	18.09	8.4577	153.3357	98.93 %
3	Kužel, Zdeněk	6	U	P	Min	147	0	17.93	8.1985	148.6365	95.89 %
4	Liehne, Jan	9	U	P	Min	145	0	20.13	7.2032	130.5920	84.25 %
5	Balej, Zdeněk	165	U	P	Min	137	0	20.05	6.8329	123.8785	79.92 %
6	Němeček, Zdeněk	111	U	P	Min	143	0	22.00	6.5000	117.8431	76.03 %
7	Gabriel, Jiří	149	U	P	Min	147	0	22.88	6.4248	116.4798	75.15 %
8	Kaprál, Vojtěch	190	U	P	Min	147	0	23.23	6.3280	114.7248	74.02 %
9	Vomela, Lukáš	101	U	P	Min	127	0	20.40	6.2255	112.8665	72.82 %
10	Cehelský, Petr	80	U	P	Min	145	0	23.36	6.2072	112.5348	72.60 %
11	Jedlička, Jiri	202	U	P	Min	137	0	22.19	6.1740	111.9329	72.21 %
12	Mačura, Ondřej	10	U	P	Min	139	0	22.62	6.1450	111.4071	71.88 %
13	Vorlíček, Jan	78	U	P	Min	143	0	23.48	6.0903	110.4154	71.24 %
14	Strýc, Michael	173	U	P	Min	141	0	23.19	6.0802	110.2323	71.12 %
15	Jedlička, Jakub	201	U	P	Min	145	0	24.13	6.0091	108.9433	70.29 %
16	Luža, Jaroslav	86	U	P	Min	143	0	25.05	5.7086	103.4953	66.77 %
17	Prokop, Jan	67	U	P	Min	145	0	25.98	5.5812	101.1856	65.28 %
18	Šilhán, Jiří	42	U	P	Min	135	0	24.66	5.4745	99.2511	64.03 %
19	Brož, Jakub	43	U	P	Min	149	0	27.28	5.4619	99.0227	63.89 %
20	Piatke, Ondřej	120	U	P	Min	131	0	24.13	5.4289	98.4244	63.50 %
21	Najmonová, Hana	13	U	P	Min	141	0	26.04	5.4147	98.1670	63.33 %
22	Hodoval, Pavel	200	U	P	Min	137	0	25.91	5.2875	95.8609	61.85 %
23	Dolezal, Philipp	38	U	P	Min	149	0	28.37	5.2520	95.2173	61.43 %
24	Škop, Ctirad	153	U	P	Min	137	0	26.13	5.2430	95.0541	61.33 %
25	Mužík, Pavel	7	U	P	Min	137	0	26.80	5.1119	92.6773	59.79 %
26	Neumann, Michal	26	U	P	Min	137	0	26.90	5.0929	92.3328	59.57 %
27	Růžička, Milan	41	U	P	Min	141	0	27.74	5.0829	92.1515	59.45 %
28	Vančura, Jan	160	U	P	Min	147	0	29.05	5.0602	91.7400	59.19 %
29	Lakosil, Jaroslav	53	U	P	Min	139	0	28.43	4.8892	88.6398	57.19 %
30	Grygar, Zdeněk	85	U	P	Min	143	0	29.39	4.8656	88.2119	56.91 %
31	Zemčík, Jan	139	U	P	Min	135	0	27.81	4.8544	88.0089	56.78 %
32	Boško, Radovan	82	U	P	Min	129	0	26.82	4.8098	87.2003	56.26 %

33	Bauer, David	122	U	P	Min	127	0	27.07	4.6915	85.0556	54.87 %
34	Slivečka, Zdeněk	126	U	P	Min	121	10	23.83	4.6580	84.4482	54.48 %
35	Císař, Radek	193	U	P	Maj	144	10	29.22	4.5859	83.1411	53.64 %
36	Rossl, Karel	218	U	P	Min	129	0	28.27	4.5631	82.7277	53.37 %
37	Zikán, Roman	70	U	P	Min	119	0	26.33	4.5196	81.9391	52.86 %
38	Videnka, Petr	178	U	P	Min	127	0	28.54	4.4499	80.6754	52.05 %
39	Pěčková, Petra	159	U	P	Min	127	0	28.69	4.4266	80.2530	51.78 %
40	Rajman, Jiří	11	U	P	Min	131	0	29.88	4.3842	79.4843	51.28 %
41	Pánek, Aleš	199	U	P	Min	131	10	27.66	4.3745	79.3084	51.17 %
42	Kratochvíl, Vaclav	54	U	P	Maj	142	0	32.64	4.3505	78.8733	50.89 %
43	Jurásek, Petr	56	U	P	Min	133	0	30.75	4.3252	78.4146	50.59 %
44	Chernobai, Valentina	45	U	P	Min	142	10	30.79	4.2871	77.7239	50.14 %
45	Švajka, Ondřej	61	U	P	Min	135	0	31.56	4.2776	77.5517	50.03 %
46	Chaloupka, Jakub	76	U	P	Min	137	0	34.35	3.9884	72.3086	46.65 %
47	Kretek, Daniel	216	U	P	Min	151	0	38.97	3.8748	70.2490	45.32 %
48	Valvoda, Marek	12	U	P	Min	120	10	28.58	3.8488	69.7776	45.02 %
49	Sixta, Bedřich	14	U	P	Min	139	0	36.57	3.8009	68.9092	44.46 %
50	Pícha, Jiří	20	U	P	Min	131	0	35.21	3.7205	67.4516	43.52 %
51	Klímeš, Martin	87	U	P	Min	134	10	33.49	3.7026	67.1271	43.31 %
52	Mlynský, Miroslav	48	U	P	Min	131	20	31.85	3.4851	63.1839	40.76 %
53	Šurý, Petr	33	U	P	Min	133	20	34.10	3.3138	60.0783	38.76 %
54	Dohnalová, Dana	146	U	P	Min	135	0	42.15	3.2028	58.0659	37.46 %
55	Malach, Miroslav	128	U	P	Min	131	20	36.98	3.0016	54.4182	35.11 %
56	Nathanielová, Nicole	142	U	P	Min	108	30	32.28	2.4164	43.8086	28.26 %
57	Diviš, Josef	192	U	P	Min	111	60	35.96	1.4182	25.7116	16.59 %

Stage Results - Single Stack

Place	Name	No.	Class	Div	PF	Points	Pen	Time	Hit Factor	Stage Pts	Stage %
1	Kala, Jakub	129	U	SS	Min	137	0	23.54	5.8199	155.0000	100.00 %
2	Vítek, Libor	97	U	SS	Min	137	0	26.66	5.1388	136.8604	88.30 %
3	Slováček, Pavel	195	U	SS	Min	134	20	29.11	3.9162	104.2992	67.29 %
4	Fischer, Manfred	105	U	SS	Min	135	0	36.51	3.6976	98.4773	63.53 %
5	Kerber, Gerhard	79	U	SS	Min	118	10	33.00	3.2727	87.1610	56.23 %
6	Schenk, Klaus-Dieter	163	U	SS	Min	110	30	52.20	1.5326	40.8174	26.33 %

Generated by PractiScore for Android (1.6.45 Lenovo) at 2020-07-19 15:45 +0200

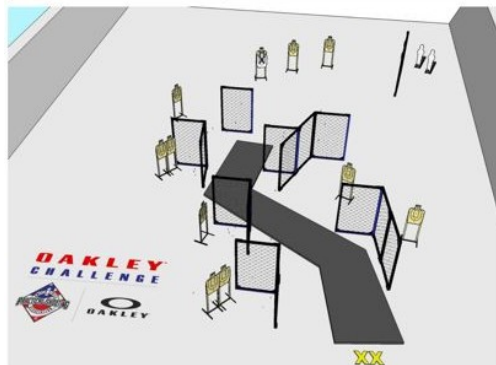
USPSA OAKLEY CHALLENGE 2020 - GEAR UP FOR - 2020-07-16



USPSA OAKLEY Challenge 2020
Stage #8 - GEAR UP FOR



START POSITION: Standing Outside the shooting area, both heels touching mark.	
GUN READY CONDITION: Handgun loaded and holstered. PCC option 1	
STAGE PROCEDURE: Upon start signal, engage targets from within the fault lines.	
SCORING: COMSTOCK	RULES
ROUNDS: 24	A shooter who fires shots while completely outside (both feet out and touching the ground) a shooting area is deemed to have gained a significant advantage and will be given one penalty for each shot fired until presence is re-established in a shooting area. If a competitor starts and fires shots while completely outside a shooting area, foot fault penalties will apply as above. No penalty is assessed if a competitor does not fire any shots while faulting. Having at least one foot in a shooting area and nothing touching outside the shooting area is required to re-establish presence in a shooting area.
POINTS: 120	
PAPER TARGETS	
IPSC: 0	
USPSA: 11	
POPPERS: 2	
PLATES: 0	



Stage Results - Carry Optics

Place	Name	No.	Class	Div	PF	Points	Pen	Time	Hit Factor	Stage Pts	Stage %
1	Maderanek, Radim	72	U	CO	Min	110	0	10.60	10.3774	120.0000	100.00 %
2	Mikolášek, Martin	176	U	CO	Min	108	0	13.11	8.2380	95.2609	79.38 %
3	Němeček, Pavel	179	U	CO	Min	114	0	15.17	7.5148	86.8981	72.42 %
4	MEIßNER, Martin	99	U	CO	Min	108	0	15.46	6.9858	80.7809	67.32 %
5	Mach, Petr	88	U	CO	Min	102	0	15.75	6.4762	74.8881	62.41 %
6	Kindl, Thomas	148	U	CO	Min	104	0	16.73	6.2164	71.8839	59.90 %
7	Holec, Miroslav	194	U	CO	Min	102	0	20.97	4.8641	56.2465	46.87 %
8	Holyszewski, Petr	170	U	CO	Min	116	0	24.42	4.7502	54.9294	45.77 %

Stage Results - Limited

Place	Name	No.	Class	Div	PF	Points	Pen	Time	Hit Factor	Stage Pts	Stage %
1	Rakušan, Josef	215	U	L	Maj	115	0	10.91	10.5408	120.0000	100.00 %
2	Liehne, Zdeněk	211	U	L	Maj	115	0	11.79	9.7540	111.0428	92.54 %
3	Kubík, Karel	50	U	L	Maj	111	0	12.06	9.2040	104.7814	87.32 %
4	Hořínek, Miloš	217	U	L	Maj	116	0	12.82	9.0484	103.0100	85.84 %
5	Schröfl, Mark	187	U	L	Maj	111	0	13.41	8.2774	94.2327	78.53 %
6	Kadlec, Michal	210	U	L	Min	102	0	12.39	8.2324	93.7204	78.10 %
7	Benesch, Thomas	63	U	L	Maj	109	0	13.25	8.2264	93.6521	78.04 %
8	Novotný, Zdeněk	131	U	L	Min	96	0	11.81	8.1287	92.5398	77.12 %
9	Tošenovská, Martina	175	U	L	Min	110	0	13.60	8.0882	92.0788	76.73 %
10	Ladič, Tibor	57	U	L	Maj	116	0	14.58	7.9561	90.5749	75.48 %
11	Šoustar, Ivo	55	U	L	Maj	116	0	14.70	7.8912	89.8361	74.86 %
12	Galazka, Marcin	37	U	L	Min	104	0	13.37	7.7786	88.5542	73.80 %
13	Kašpar, Josef	90	U	L	Maj	107	0	14.13	7.5725	86.2079	71.84 %
14	Plch, Josef	154	U	L	Min	112	0	15.07	7.4320	84.6084	70.51 %
15	Znamenáček, Petr	205	U	L	Maj	101	20	11.25	7.2000	81.9672	68.31 %
16	Perout, Filip	108	U	L	Min	108	0	15.79	6.8398	77.8666	64.89 %
17	Komínek, Jiří	164	U	L	Maj	113	0	16.53	6.8361	77.8245	64.85 %
18	Liehne, Irena	8	U	L	Min	118	0	17.31	6.8169	77.6059	64.67 %
19	Grohol, Radim	59	U	L	Min	112	0	16.53	6.7756	77.1357	64.28 %
20	Fiala, Jan	91	U	L	Min	108	0	16.01	6.7458	76.7964	64.00 %
21	Kašpar, Jiří	174	U	L	Min	101	10	13.52	6.7308	76.6257	63.85 %
22	Tischlerová, Markéta	197	U	L	Min	112	0	17.26	6.4890	73.8730	61.56 %
23	Vlček, Lukáš	134	U	L	Min	108	0	16.70	6.4671	73.6236	61.35 %

24	Kiss, Szilard	40	U	L	Maj	115	0	18.29	6.2876	71.5801	59.65 %
25	Glos, Stanislav	66	U	L	Min	101	10	14.55	6.2543	71.2010	59.33 %
26	Elstner, Marek	34	U	L	Min	96	0	15.40	6.2338	70.9677	59.14 %
27	Satrapa, František	136	U	L	Min	102	0	16.48	6.1893	70.4611	58.72 %
28	David, Jaroslav	83	U	L	Min	108	0	17.46	6.1856	70.4189	58.68 %
29	Fiala jr., Jan	93	U	L	Min	114	0	18.62	6.1224	69.6995	58.08 %
30	Hudeček, František	19	U	L	Min	110	0	18.48	5.9524	67.7641	56.47 %
31	Kulbabl, Adam	180	U	L	Min	104	0	17.53	5.9327	67.5398	56.28 %
32	Janošek, Dušan	150	U	L	Min	108	0	18.40	5.8696	66.8215	55.68 %
33	Dvořák, Petr	185	U	L	Min	94	0	16.04	5.8603	66.7156	55.60 %
34	Eichinger, Andreas	157	U	L	Min	106	0	18.12	5.8499	66.5972	55.50 %
35	Čapka, Petr	44	U	L	Min	100	0	17.38	5.7537	65.5020	54.59 %
36	Kvasnica, Radomír	47	U	L	Min	110	0	19.17	5.7381	65.3245	54.44 %
37	Hrtánek, Michal	74	U	L	Min	103	10	17.09	5.4418	61.9513	51.63 %
38	Gazda, David	16	U	L	Min	106	0	19.48	5.4415	61.9479	51.62 %
39	Ptáčková Mísařová, Petra	212	U	L	Min	92	0	16.99	5.4149	61.6450	51.37 %
40	Alexander, Bauer	123	U	L	Min	108	0	20.12	5.3678	61.1088	50.92 %
41	Smětala, Oldřich	84	U	L	Min	102	0	19.19	5.3153	60.5112	50.43 %
42	Kastl, Christoph	121	U	L	Min	108	0	20.81	5.1898	59.0824	49.24 %
43	Vachoušková, Petra	75	U	L	Min	92	0	17.85	5.1541	58.6760	48.90 %
44	Batěk, Jarda	68	U	L	Min	93	10	16.27	5.1014	58.0760	48.40 %
45	Částek, Jindra	177	U	L	Min	106	0	20.81	5.0937	57.9884	48.32 %
46	Jurasek, Ondřej	135	U	L	Min	102	0	20.17	5.0570	57.5706	47.98 %
47	Konvičný, Lumír	118	U	L	Min	110	0	21.91	5.0205	57.1551	47.63 %
48	Švadláková, Miroslava	132	U	L	Min	96	0	19.26	4.9844	56.7441	47.29 %
49	Vybíral, Jan	3	U	L	Min	108	0	21.79	4.9564	56.4253	47.02 %
50	Schneider, Michael	115	U	L	Min	106	0	21.88	4.8446	55.1526	45.96 %
51	Čapka, Kamil	58	U	L	Min	99	10	18.68	4.7645	54.2407	45.20 %
52	Zalejská, Draha	213	U	L	Min	102	0	21.71	4.6983	53.4870	44.57 %
53	Konvičná, Růžena	119	U	L	Min	110	0	23.56	4.6689	53.1523	44.29 %
54	Klvaňa, Tomáš	169	U	L	Min	106	0	22.95	4.6187	52.5808	43.82 %
55	Král, Dalibor	17	U	L	Min	87	10	17.07	4.5108	51.3525	42.79 %
56	Vybíralová, Miluše	2	U	L	Min	96	0	22.48	4.2705	48.6168	40.51 %
57	Foltyn, Tomas	102	U	L	Min	116	0	28.83	4.0236	45.8060	38.17 %
58	Novák, Miloš	184	U	L	Min	108	0	26.95	4.0074	45.6216	38.02 %
59	Foltýn, Karel	100	U	L	Min	112	0	28.59	3.9175	44.5981	37.17 %
60	Zálejský, Rostislav	189	U	L	Maj	97	30	17.53	3.8220	43.5109	36.26 %
61	Bernat, Petr	207	U	L	Min	112	0	29.99	3.7346	42.5159	35.43 %
62	(DQ) Vopařil, Josef	PEPI	U	L	Min						

Stage Results - Open

Place	Name	No.	Class	Div	PF	Points	Pen	Time	Hit Factor	Stage Pts	Stage %
1	Šebo, Robin	107	U	O	Maj	108	0	8.82	12.2449	120.0000	100.00 %
2	Vystyd, Václav	133	U	O	Maj	116	0	11.39	10.1844	99.8071	83.17 %
3	Glac, Martin	60	U	O	Maj	115	0	11.33	10.1500	99.4700	82.89 %
4	Sustrova, Katerina	92	U	O	Maj	107	0	10.74	9.9628	97.6354	81.36 %
5	Běhal, Jiří	96	U	O	Maj	110	0	11.33	9.7087	95.1452	79.29 %
6	Slavík, Daniel	65	U	O	Min	112	0	12.34	9.0762	88.9467	74.12 %
7	Pawlik, Celina	30	U	O	Maj	102	0	11.26	9.0586	88.7743	73.98 %
8	Richter, Petr	31	U	O	Maj	115	0	13.17	8.7320	85.5736	71.31 %
9	PRASCHINGER, Edgar	98	U	O	Maj	112	0	12.92	8.6687	84.9532	70.79 %
10	Šustr, Miloš	94	U	O	Maj	114	0	13.19	8.6429	84.7004	70.58 %
11	Müller, Georg	137	U	O	Maj	114	0	13.47	8.4633	82.9403	69.12 %
12	Aigner, Michael	151	U	O	Maj	111	0	14.22	7.8059	76.4978	63.75 %
13	Malá, Marcela	35	U	O	Maj	117	0	15.89	7.3631	72.1584	60.13 %
14	Žáček, Milan	4	U	O	Maj	112	0	15.66	7.1520	70.0896	58.41 %
15	Schröfl, Alexander	186	U	O	Maj	114	0	18.24	6.2500	61.2500	51.04 %
16	Aigner, Edeltraut	152	U	O	Maj	115	0	18.71	6.1464	60.2347	50.20 %
17	Samek, Petr	198	U	O	Maj	84	60	11.73	2.0460	20.0508	16.71 %

Stage Results - PCC

Place	Name	No.	Class	Div	PF	Points	Pen	Time	Hit Factor	Stage Pts	Stage %
-------	------	-----	-------	-----	----	--------	-----	------	------------	-----------	---------

1	Ženčár, Pavol	147	U	PCC	Min	114	0	10.28	11.0895	120.0000	100.00 %
2	Sudek, Lukáš	191	U	PCC	Min	116	0	10.97	10.5743	114.4250	95.35 %
3	Novotny, Martin	5	U	PCC	Min	112	0	11.25	9.9556	107.7300	89.78 %
4	Marcinek, Pavel	21	U	PCC	Min	112	0	11.43	9.7988	106.0333	88.36 %
5	Rozehnal, Pavel	23	U	PCC	Min	106	0	10.90	9.7248	105.2325	87.69 %
6	Maska, Richard	155	U	PCC	Min	110	0	11.98	9.1820	99.3589	82.80 %
7	Žolnay, Pavol	114	U	PCC	Min	108	0	11.97	9.0226	97.6340	81.36 %
8	Synek, Miloš	203	U	PCC	Min	106	0	11.85	8.9451	96.7953	80.66 %
9	Musil, Eduard	22	U	PCC	Min	108	0	13.29	8.1264	87.9362	73.28 %
10	Peša, Jaroslav	188	U	PCC	Min	108	0	13.49	8.0059	86.6322	72.19 %
11	Szihn, Roman	124	U	PCC	Min	104	0	13.20	7.8788	85.2569	71.05 %
12	Radkovič, Michal	18	U	PCC	Min	110	0	14.03	7.8403	84.8403	70.70 %
13	Ladisich, Robert	106	U	PCC	Min	104	0	14.23	7.3085	79.0856	65.90 %
14	Plzák, Jiří	1	U	PCC	Min	114	0	15.72	7.2519	78.4732	65.39 %
15	Cimburek, Lukas	181	U	PCC	Min	118	0	16.72	7.0574	76.3685	63.64 %
16	Šindler, Hynek	25	U	PCC	Min	110	0	15.63	7.0377	76.1553	63.46 %
17	Kučerík, Petr	27	U	PCC	Min	108	0	16.21	6.6626	72.0963	60.08 %
18	Malý, Daniel	28	U	PCC	Min	114	0	17.45	6.5330	70.6939	58.91 %
19	Krammer, Petra	52	U	PCC	Min	108	0	17.54	6.1574	66.6295	55.52 %
20	Krátký, Václav	144	U	PCC	Min	112	0	19.00	5.8947	63.7868	53.16 %
21	Kubáč, Vítězslav	204	U	PCC	Min	114	0	20.18	5.6492	61.1303	50.94 %
22	Malý, Jan	29	U	PCC	Min	102	0	20.03	5.0924	55.1051	45.92 %
23	Chlup, Michal	158	U	PCC	Min	102	0	22.51	4.5313	49.0334	40.86 %
24	Krátká, Marie	145	U	PCC	Min	100	0	23.04	4.3403	46.9666	39.14 %
25	Bublák, Martin	89	U	PCC	Min	109	20	23.98	3.7114	40.1612	33.47 %
26	Ladisich, Sonja	104	U	PCC	Min	100	30	22.58	3.1001	33.5463	27.96 %

Stage Results - Production

Place	Name	No.	Class	Div	PF	Points	Pen	Time	Hit Factor	Stage Pts	Stage %
1	Zapletal, Miroslav	167	U	P	Min	110	0	10.95	10.0457	120.0000	100.00 %
2	Štěpán, Michal	81	U	P	Min	110	0	11.38	9.6661	115.4655	96.22 %
3	Kužel, Zdeněk	6	U	P	Min	104	0	11.12	9.3525	111.7194	93.10 %
4	Němeček, Zdeněk	111	U	P	Min	116	0	12.68	9.1483	109.2802	91.07 %
5	Liehne, Jan	9	U	P	Min	108	0	12.59	8.5782	102.4701	85.39 %
6	Strýc, Michael	173	U	P	Min	116	0	13.59	8.5357	101.9624	84.97 %
7	Prokop, Jan	67	U	P	Min	114	0	14.23	8.0112	95.6971	79.75 %
8	Císař, Radek	193	U	P	Maj	109	0	13.89	7.8474	93.7404	78.12 %
9	Cehelský, Petr	80	U	P	Min	108	0	13.79	7.8318	93.5541	77.96 %
10	Vomela, Lukáš	101	U	P	Min	106	0	13.57	7.8113	93.3092	77.76 %
11	Kaprál, Vojtěch	190	U	P	Min	110	0	14.45	7.6125	90.9344	75.78 %
12	Brož, Jakub	43	U	P	Min	110	0	14.67	7.4983	89.5703	74.64 %
13	Gabriel, Jiří	149	U	P	Min	100	0	14.09	7.0972	84.7790	70.65 %
14	Jedlička, Jakub	201	U	P	Min	105	10	13.64	6.9648	83.1974	69.33 %
15	Hodoval, Pavel	200	U	P	Min	110	0	15.93	6.9052	82.4854	68.74 %
16	Zemčík, Jan	139	U	P	Min	112	0	16.25	6.8923	82.3313	68.61 %
17	Boško, Radovan	82	U	P	Min	108	0	15.82	6.8268	81.5489	67.96 %
18	Valvoda, Marek	12	U	P	Min	106	0	15.59	6.7992	81.2192	67.68 %
19	Mužík, Pavel	7	U	P	Min	112	0	16.65	6.7267	80.3532	66.96 %
20	Balej, Zdeněk	165	U	P	Min	97	10	12.94	6.7233	80.3126	66.93 %
21	Bauer, David	122	U	P	Min	102	0	15.29	6.6710	79.6878	66.41 %
22	Malach, Miroslav	128	U	P	Min	114	0	17.22	6.6202	79.0810	65.90 %
23	Piatke, Ondřej	120	U	P	Min	100	0	15.20	6.5789	78.5877	65.49 %
24	Luža, Jaroslav	86	U	P	Min	112	0	17.09	6.5535	78.2842	65.24 %
25	Jedlička, Jiri	202	U	P	Min	100	0	15.32	6.5274	77.9725	64.98 %
26	Růžička, Milan	41	U	P	Min	110	0	16.99	6.4744	77.3394	64.45 %
27	Zikán, Roman	70	U	P	Min	104	0	16.11	6.4556	77.1148	64.26 %
28	Pánek, Aleš	199	U	P	Min	116	0	18.07	6.4195	76.6836	63.90 %
29	Vančura, Jan	160	U	P	Min	118	0	18.78	6.2833	75.0566	62.55 %
30	Neumann, Michal	26	U	P	Min	106	0	16.89	6.2759	74.9682	62.47 %
31	Lakosil, Jaroslav	53	U	P	Min	104	0	16.71	6.2238	74.3458	61.95 %
32	Švajka, Ondřej	61	U	P	Min	104	0	16.78	6.1979	74.0365	61.70 %
33	Mlynský, Miroslav	48	U	P	Min	110	0	18.02	6.1043	72.9184	60.77 %
34	Jurásek, Petr	56	U	P	Min	102	0	17.09	5.9684	71.2950	59.41 %

35	Rossl, Karel	218	U	P	Min	102	0	17.31	5.8925	70.3883	58.66 %
36	Grygar, Zdeněk	85	U	P	Min	100	0	17.15	5.8309	69.6525	58.04 %
37	Najmonová, Hana	13	U	P	Min	106	0	18.25	5.8082	69.3813	57.82 %
38	Mačura, Ondřej	10	U	P	Min	110	0	19.09	5.7622	68.8318	57.36 %
39	Chaloupka, Jakub	76	U	P	Min	106	0	18.78	5.6443	67.4235	56.19 %
40	Vorlíček, Jan	78	U	P	Min	101	10	16.23	5.6069	66.9767	55.81 %
41	Rajman, Jiří	11	U	P	Min	110	0	20.04	5.4890	65.5684	54.64 %
42	Klimeš, Martin	87	U	P	Min	112	0	20.52	5.4581	65.1992	54.33 %
43	Slivečka, Zdeněk	126	U	P	Min	104	0	19.21	5.4138	64.6701	53.89 %
44	Pěčková, Petra	159	U	P	Min	106	0	20.55	5.1582	61.6168	51.35 %
45	Pícha, Jiří	20	U	P	Min	104	0	20.65	5.0363	60.1607	50.13 %
46	Chernobai, Valentina	45	U	P	Min	98	0	19.79	4.9520	59.1537	49.29 %
47	Kratochvíl, Vaclav	54	U	P	Maj	111	0	22.45	4.9443	59.0617	49.22 %
48	Šilhán, Jiří	42	U	P	Min	106	0	21.60	4.9074	58.6209	48.85 %
49	Kretek, Daniel	216	U	P	Min	112	0	23.76	4.7138	56.3083	46.92 %
50	Videnka, Petr	178	U	P	Min	90	0	19.43	4.6320	55.3311	46.11 %
51	Škop, Ctirad	153	U	P	Min	96	0	20.82	4.6110	55.0803	45.90 %
52	Sixta, Bedřich	14	U	P	Min	104	0	22.95	4.5316	54.1318	45.11 %
53	Diviš, Josef	192	U	P	Min	108	0	23.85	4.5283	54.0924	45.08 %
54	Šurý, Petr	33	U	P	Min	114	0	25.98	4.3880	52.4165	43.68 %
55	Dolezal, Philipp	38	U	P	Min	108	0	24.77	4.3601	52.0832	43.40 %
56	Nathanielová, Nicole	142	U	P	Min	84	0	22.91	3.6665	43.7978	36.50 %
57	Dohnalová, Dana	146	U	P	Min	104	0	31.49	3.3026	39.4509	32.88 %

Stage Results - Single Stack

Place	Name	No.	Class	Div	PF	Points	Pen	Time	Hit Factor	Stage Pts	Stage %
1	Kala, Jakub	129	U	SS	Min	108	0	16.43	6.5733	120.0000	100.00 %
2	Fischer, Manfred	105	U	SS	Min	112	0	19.47	5.7524	105.0139	87.51 %
3	Vítek, Libor	97	U	SS	Min	104	0	18.83	5.5231	100.8279	84.02 %
4	Slováček, Pavel	195	U	SS	Min	102	0	19.84	5.1411	93.8542	78.21 %
5	Kerber, Gerhard	79	U	SS	Min	110	0	22.89	4.8056	87.7295	73.11 %
6	Schenk, Klaus-Dieter	163	U	SS	Min	108	0	24.63	4.3849	80.0493	66.71 %

Generated by PractiScore for Android (1.6.45 Lenovo) at 2020-07-19 15:45 +0200

USPSA OAKLEY CHALLENGE 2020 - FIRE ON - 2020-07-16



USPSA OAKLEY Challenge 2020
Stage #9 - FIRE ON



START POSITION: Standing on mark inside the shooting area.	
GUN READY CONDITION: Handgun loaded and holstered. PCC loaded, option 1.	
STAGE PROCEDURE: Upon start signal, engage targets from within the fault lines.	
SCORING : COMSTOCK	RULES
ROUNDS: 15	A shooter who fires shots while completely outside (both feet out and touching the ground) a shooting area is deemed to have gained a significant advantage and will be given one penalty for each shot fired until presence is re-established in a shooting area. If a competitor starts and fires shots while completely outside a shooting area, foot fault penalties will apply as above. No penalty is assessed if a competitor does not fire any shots while faulting. Having at least one foot in a shooting area and nothing touching outside the shooting area is required to re-establish presence in a shooting area.
POINTS: 75	
PAPER TARGETS	
IPSC: 0	
USPSA: 7	
POPPERS: 1	
PLATES: 0	



Stage Results - Carry Optics

Place	Name	No.	Class	Div	PF	Points	Pen	Time	Hit Factor	Stage Pts	Stage %
1	Maderanek, Radim	72	U	CO	Min	65	0	8.02	8.1047	75.0000	100.00 %
2	Mikolášek, Martin	176	U	CO	Min	73	0	10.36	7.0463	65.2057	86.94 %
3	MEIßNER, Martin	99	U	CO	Min	63	0	9.65	6.5285	60.4140	80.55 %
4	Mach, Petr	88	U	CO	Min	65	0	11.27	5.7675	53.3718	71.16 %
5	Němeček, Pavel	179	U	CO	Min	61	0	10.98	5.5556	51.4109	68.55 %
6	Holyszewski, Petr	170	U	CO	Min	69	0	16.85	4.0950	37.8947	50.53 %
7	Kindl, Thomas	148	U	CO	Min	53	0	15.89	3.3354	30.8654	41.15 %
8	Holec, Miroslav	194	U	CO	Min	68	10	25.19	2.3025	21.3071	28.41 %

Stage Results - Limited

Place	Name	No.	Class	Div	PF	Points	Pen	Time	Hit Factor	Stage Pts	Stage %
1	Liehne, Zdeněk	211	U	L	Maj	73	0	7.88	9.2640	75.0000	100.00 %
2	Rakušan, Josef	215	U	L	Maj	72	0	7.86	9.1603	74.1605	98.88 %
3	Novotný, Zdeněk	131	U	L	Min	65	0	8.72	7.4541	60.3473	80.46 %
4	Hořínek, Miloš	217	U	L	Maj	66	0	8.98	7.3497	59.5021	79.34 %
5	Kubík, Karel	50	U	L	Maj	70	0	9.68	7.2314	58.5444	78.06 %
6	Kašpar, Josef	90	U	L	Maj	71	0	9.83	7.2228	58.4747	77.97 %
7	Schröfl, Mark	187	U	L	Maj	71	0	9.98	7.1142	57.5955	76.79 %
8	Kašpar, Jiří	174	U	L	Min	69	0	9.82	7.0265	56.8855	75.85 %
9	Znamenáček, Petr	205	U	L	Maj	65	10	7.93	6.9357	56.1504	74.87 %
10	Šoustar, Ivo	55	U	L	Maj	68	0	9.87	6.8896	55.7772	74.37 %
11	Benesch, Thomas	63	U	L	Maj	71	0	10.54	6.7362	54.5353	72.71 %
12	Ladič, Tibor	57	U	L	Maj	69	0	10.47	6.5903	53.3541	71.14 %
13	Tošenovská, Martina	175	U	L	Min	61	0	9.64	6.3278	51.2290	68.31 %
14	Galazka, Marcin	37	U	L	Min	59	0	9.35	6.3102	51.0865	68.12 %
15	Vlček, Lukáš	134	U	L	Min	69	0	11.06	6.2387	50.5076	67.34 %
16	Kadlec, Michal	210	U	L	Min	64	10	8.92	6.0538	49.0107	65.35 %
17	Glos, Stanislav	66	U	L	Min	63	0	10.56	5.9659	48.2991	64.40 %
18	David, Jaroslav	83	U	L	Min	67	0	11.35	5.9031	47.7906	63.72 %
19	Plch, Josef	154	U	L	Min	61	0	10.39	5.8710	47.5308	63.37 %
20	Komínek, Jiří	164	U	L	Maj	63	0	10.76	5.8550	47.4012	63.20 %
21	Batěk, Jarda	68	U	L	Min	67	0	11.60	5.7759	46.7608	62.35 %
22	Liehne, Irena	8	U	L	Min	67	0	11.69	5.7314	46.4006	61.87 %
23	Jurasek, Ondrej	135	U	L	Min	67	0	11.71	5.7216	46.3212	61.76 %

24	Tischlerová, Markéta	197	U	L	Min	65	0	11.75	5.5319	44.7855	59.71 %
25	Eichinger, Andreas	157	U	L	Min	65	0	12.31	5.2803	42.7485	57.00 %
26	Grohol, Radim	59	U	L	Min	60	10	9.48	5.2743	42.7000	56.93 %
27	Čapka, Petr	44	U	L	Min	55	0	10.44	5.2682	42.6506	56.87 %
28	Dvořák, Petr	185	U	L	Min	61	0	11.59	5.2632	42.6101	56.81 %
29	Gazda, David	16	U	L	Min	65	0	12.42	5.2335	42.3697	56.49 %
30	Hrtánek, Michal	74	U	L	Min	69	0	13.49	5.1149	41.4095	55.21 %
31	Fiala, Jan	91	U	L	Min	60	10	9.82	5.0916	41.2209	54.96 %
32	Kiss, Szilard	40	U	L	Maj	65	10	10.82	5.0832	41.1528	54.87 %
33	Král, Dalibor	17	U	L	Min	59	0	11.68	5.0514	40.8954	54.53 %
34	Konvičný, Lumír	118	U	L	Min	65	0	12.98	5.0077	40.5416	54.06 %
35	Smětala, Oldřich	84	U	L	Min	69	0	14.03	4.9180	39.8154	53.09 %
36	Zálejský, Rostislav	189	U	L	Maj	61	0	12.54	4.8644	39.3815	52.51 %
37	Fiala jr., Jan	93	U	L	Min	65	0	13.63	4.7689	38.6083	51.48 %
38	Kulbabl, Adam	180	U	L	Min	67	10	12.00	4.7500	38.4553	51.27 %
39	Hudeček, František	19	U	L	Min	69	10	12.83	4.5986	37.2296	49.64 %
40	Částek, Jindra	177	U	L	Min	61	0	13.74	4.4396	35.9424	47.92 %
41	Alexander, Bauer	123	U	L	Min	63	0	14.20	4.4366	35.9181	47.89 %
42	Ptáčková Mísařová, Petra	212	U	L	Min	62	10	12.19	4.2658	34.5353	46.05 %
43	Konvičná, Růžena	119	U	L	Min	65	0	15.24	4.2651	34.5296	46.04 %
44	Perout, Filip	108	U	L	Min	57	0	13.41	4.2506	34.4122	45.88 %
45	Satrapa, František	136	U	L	Min	47	0	11.42	4.1156	33.3193	44.43 %
46	Vachoušková, Petra	75	U	L	Min	53	0	12.91	4.1053	33.2359	44.31 %
47	Vybíral, Jan	3	U	L	Min	69	0	17.03	4.0517	32.8020	43.74 %
48	Švadláková, Miroslava	132	U	L	Min	53	0	13.45	3.9405	31.9017	42.54 %
49	Elstner, Marek	34	U	L	Min	53	10	11.07	3.8844	31.4475	41.93 %
50	Vybíralová, Miluše	2	U	L	Min	55	0	14.17	3.8814	31.4233	41.90 %
51	Schneider, Michael	115	U	L	Min	63	0	16.58	3.7998	30.7626	41.02 %
52	Klvaňa, Tomáš	169	U	L	Min	59	0	17.33	3.4045	27.5623	36.75 %
53	Bernat, Petr	207	U	L	Min	59	0	17.49	3.3734	27.3106	36.41 %
54	Zalejská, Draha	213	U	L	Min	56	10	13.73	3.3503	27.1235	36.16 %
55	Čapka, Kamil	58	U	L	Min	60	10	14.96	3.3422	27.0580	36.08 %
56	Kastl, Christoph	121	U	L	Min	62	10	15.99	3.2520	26.3277	35.10 %
57	Foltýn, Karel	100	U	L	Min	59	20	12.18	3.2020	25.9229	34.56 %
58	Foltyn, Tomas	102	U	L	Min	69	0	21.85	3.1579	25.5659	34.09 %
59	Kvasnica, Radomír	47	U	L	Min	59	20	13.73	2.8405	22.9963	30.66 %
60	Janošek, Dušan	150	U	L	Min	50	10	14.77	2.7082	21.9252	29.23 %
61	Novák, Miloš	184	U	L	Min	49	20	18.74	1.5475	12.5283	16.70 %
62	(DQ) Vopařil, Josef	PEPI	U	L	Min						

Stage Results - Open

Place	Name	No.	Class	Div	PF	Points	Pen	Time	Hit Factor	Stage Pts	Stage %
1	Šebo, Robin	107	U	O	Maj	70	0	6.42	10.9034	75.0000	100.00 %
2	Běhal, Jiří	96	U	O	Maj	69	0	7.63	9.0433	62.2051	82.94 %
3	Sustrova, Katerina	92	U	O	Maj	71	0	7.90	8.9873	61.8199	82.43 %
4	Šustr, Miloš	94	U	O	Maj	69	0	8.38	8.2339	56.6376	75.52 %
5	Glac, Martin	60	U	O	Maj	70	0	9.07	7.7178	53.0876	70.78 %
6	Pawlik, Celina	30	U	O	Maj	65	0	8.60	7.5581	51.9891	69.32 %
7	PRASCHINGER, Edgar	98	U	O	Maj	70	0	9.95	7.0352	48.3922	64.52 %
8	Müller, Georg	137	U	O	Maj	70	0	10.10	6.9307	47.6734	63.56 %
9	Richter, Petr	31	U	O	Maj	71	0	10.63	6.6792	45.9435	61.26 %
10	Aigner, Michael	151	U	O	Maj	70	0	10.82	6.4695	44.5010	59.33 %
11	Malá, Marcela	35	U	O	Maj	73	0	11.69	6.2447	42.9547	57.27 %
12	Vystyd, Václav	133	U	O	Maj	65	10	8.86	6.2077	42.7002	56.93 %
13	Samek, Petr	198	U	O	Maj	63	10	8.70	6.0920	41.9044	55.87 %
14	Žáček, Milan	4	U	O	Maj	68	0	11.28	6.0284	41.4669	55.29 %
15	Slavík, Daniel	65	U	O	Min	62	10	8.81	5.9024	40.6002	54.13 %
16	Aigner, Edeltraut	152	U	O	Maj	68	0	12.41	5.4795	37.6912	50.25 %
17	Schröfl, Alexander	186	U	O	Maj	68	0	15.59	4.3618	30.0030	40.00 %

Stage Results - PCC

Place	Name	No.	Class	Div	PF	Points	Pen	Time	Hit	Stage	Stage %
-------	------	-----	-------	-----	----	--------	-----	------	-----	-------	---------

									Factor	Pts	
1	Ženčár, Pavol	147	U	PCC	Min	69	0	6.90	10.0000	75.0000	100.00 %
2	Sudek, Lukáš	191	U	PCC	Min	69	0	7.56	9.1270	68.4525	91.27 %
3	Synek, Miloš	203	U	PCC	Min	65	0	7.78	8.3548	62.6610	83.55 %
4	Ladisich, Robert	106	U	PCC	Min	75	0	9.52	7.8782	59.0865	78.78 %
5	Rozehnal, Pavel	23	U	PCC	Min	63	0	8.00	7.8750	59.0625	78.75 %
6	Novotny, Martin	5	U	PCC	Min	63	0	8.06	7.8164	58.6230	78.16 %
7	Peša, Jaroslav	188	U	PCC	Min	67	0	8.84	7.5792	56.8440	75.79 %
8	Marcinek, Pavel	21	U	PCC	Min	63	0	8.59	7.3341	55.0058	73.34 %
9	Žolnay, Pavol	114	U	PCC	Min	63	0	8.59	7.3341	55.0058	73.34 %
10	Radkovič, Michal	18	U	PCC	Min	65	0	9.34	6.9593	52.1947	69.59 %
11	Cimburek, Lukas	181	U	PCC	Min	59	0	8.70	6.7816	50.8620	67.82 %
12	Šindler, Hynek	25	U	PCC	Min	65	0	9.74	6.6735	50.0513	66.74 %
13	Musil, Eduard	22	U	PCC	Min	67	0	10.13	6.6140	49.6050	66.14 %
14	Kubáč, Vítězslav	204	U	PCC	Min	65	0	9.88	6.5789	49.3418	65.79 %
15	Plzák, Jiří	1	U	PCC	Min	69	0	10.59	6.5156	48.8670	65.16 %
16	Kučerík, Petr	27	U	PCC	Min	65	0	10.32	6.2984	47.2380	62.98 %
17	Krátký, Václav	144	U	PCC	Min	65	0	10.67	6.0918	45.6885	60.92 %
18	Malý, Daniel	28	U	PCC	Min	71	0	11.95	5.9414	44.5605	59.41 %
19	Krammer, Petra	52	U	PCC	Min	71	0	12.96	5.4784	41.0880	54.78 %
20	Maska, Richard	155	U	PCC	Min	62	20	7.81	5.3777	40.3328	53.78 %
21	Malý, Jan	29	U	PCC	Min	67	0	12.63	5.3048	39.7860	53.05 %
22	Krátká, Marie	145	U	PCC	Min	65	0	12.65	5.1383	38.5373	51.38 %
23	Ladisich, Sonja	104	U	PCC	Min	71	0	14.34	4.9512	37.1340	49.51 %
24	Chlup, Michal	158	U	PCC	Min	69	0	14.78	4.6685	35.0138	46.69 %
25	Bublák, Martin	89	U	PCC	Min	63	20	9.44	4.5551	34.1633	45.55 %
26	Szihn, Roman	124	U	PCC	Min	59	30	8.80	3.2955	24.7163	32.96 %

Stage Results - Production

Place	Name	No.	Class	Div	PF	Points	Pen	Time	Hit Factor	Stage Pts	Stage %
1	Zapletal, Miroslav	167	U	P	Min	73	0	8.70	8.3908	75.0000	100.00 %
2	Štěpán, Michal	81	U	P	Min	69	0	8.42	8.1948	73.2481	97.66 %
3	Strýc, Michael	173	U	P	Min	73	0	9.40	7.7660	69.4153	92.55 %
4	Vomela, Lukáš	101	U	P	Min	69	0	9.60	7.1875	64.2445	85.66 %
5	Kužel, Zdeněk	6	U	P	Min	61	0	8.56	7.1262	63.6965	84.93 %
6	Císař, Radek	193	U	P	Maj	66	0	9.63	6.8536	61.2600	81.68 %
7	Němeček, Zdeněk	111	U	P	Min	63	0	9.39	6.7093	59.9701	79.96 %
8	Brož, Jakub	43	U	P	Min	61	0	9.35	6.5241	58.3148	77.75 %
9	Balej, Zdeněk	165	U	P	Min	59	0	9.11	6.4764	57.8884	77.18 %
10	Kaprál, Vojtěch	190	U	P	Min	71	0	11.52	6.1632	55.0889	73.45 %
11	Jedlička, Jakub	201	U	P	Min	63	0	10.23	6.1584	55.0460	73.39 %
12	Jedlička, Jiri	202	U	P	Min	61	0	9.98	6.1122	54.6331	72.84 %
13	Cehelský, Petr	80	U	P	Min	67	0	11.12	6.0252	53.8554	71.81 %
14	Kratochvíl, Vaclav	54	U	P	Maj	71	0	11.95	5.9414	53.1064	70.81 %
15	Vorlíček, Jan	78	U	P	Min	65	0	11.09	5.8611	52.3886	69.85 %
16	Grygar, Zdeněk	85	U	P	Min	61	0	10.58	5.7656	51.5350	68.71 %
17	Švajka, Ondřej	61	U	P	Min	65	0	11.38	5.7118	51.0541	68.07 %
18	Neumann, Michal	26	U	P	Min	65	0	11.53	5.6375	50.3900	67.19 %
19	Mačura, Ondřej	10	U	P	Min	66	10	10.11	5.5391	49.5105	66.01 %
20	Šilhán, Jiří	42	U	P	Min	61	0	11.25	5.4222	48.4656	64.62 %
21	Hodoval, Pavel	200	U	P	Min	63	0	11.70	5.3846	48.1295	64.17 %
22	Liehne, Jan	9	U	P	Min	71	0	13.28	5.3464	47.7881	63.72 %
23	Luža, Jaroslav	86	U	P	Min	63	0	11.93	5.2808	47.2017	62.94 %
24	Škop, Ctirad	153	U	P	Min	69	0	13.41	5.1454	45.9914	61.32 %
25	Chernobai, Valentina	45	U	P	Min	61	0	12.05	5.0622	45.2478	60.33 %
26	Malach, Miroslav	128	U	P	Min	63	0	12.57	5.0119	44.7982	59.73 %
27	Zikán, Roman	70	U	P	Min	60	10	10.05	4.9751	44.4692	59.29 %
28	Sixta, Bedřich	14	U	P	Min	67	0	13.90	4.8201	43.0838	57.45 %
29	Rajman, Jiří	11	U	P	Min	67	0	14.00	4.7857	42.7763	57.04 %
30	Klimeš, Martin	87	U	P	Min	61	0	12.81	4.7619	42.5636	56.75 %
31	Dolezal, Philipp	38	U	P	Min	57	0	11.98	4.7579	42.5278	56.70 %
32	Prokop, Jan	67	U	P	Min	66	20	9.76	4.7131	42.1274	56.17 %

33	Mužík, Pavel	7	U	P	Min	59	0	12.53	4.7087	42.0881	56.12 %
34	Rossl, Karel	218	U	P	Min	63	0	13.63	4.6222	41.3149	55.09 %
35	Chaloupka, Jakub	76	U	P	Min	61	0	13.64	4.4721	39.9732	53.30 %
36	Vančura, Jan	160	U	P	Min	66	10	12.55	4.4622	39.8848	53.18 %
37	Piatke, Ondřej	120	U	P	Min	62	10	11.66	4.4597	39.8624	53.15 %
38	Kretek, Daniel	216	U	P	Min	67	0	15.16	4.4195	39.5031	52.67 %
39	Růžička, Milan	41	U	P	Min	60	10	11.40	4.3860	39.2037	52.27 %
40	Pícha, Jiří	20	U	P	Min	63	0	14.72	4.2799	38.2553	51.01 %
41	Zemčík, Jan	139	U	P	Min	63	20	10.12	4.2490	37.9791	50.64 %
42	Lakosil, Jaroslav	53	U	P	Min	67	10	13.59	4.1943	37.4902	49.99 %
43	Jurásek, Petr	56	U	P	Min	61	0	14.59	4.1809	37.3704	49.83 %
44	Gabriel, Jiří	149	U	P	Min	62	20	10.46	4.0153	35.8902	47.85 %
45	Šurý, Petr	33	U	P	Min	69	0	17.19	4.0140	35.8786	47.84 %
46	Boško, Radovan	82	U	P	Min	55	0	13.72	4.0087	35.8312	47.77 %
47	Slivečka, Zdeněk	126	U	P	Min	59	0	15.37	3.8386	34.3108	45.75 %
48	Pěčková, Petra	159	U	P	Min	55	0	14.49	3.7957	33.9273	45.24 %
49	Valvoda, Marek	12	U	P	Min	50	10	10.74	3.7244	33.2900	44.39 %
50	Najmonová, Hana	13	U	P	Min	65	10	14.83	3.7087	33.1497	44.20 %
51	Dohnalová, Dana	146	U	P	Min	66	10	18.97	2.9520	26.3860	35.18 %
52	Pánek, Aleš	199	U	P	Min	56	20	12.26	2.9364	26.2466	35.00 %
53	Bauer, David	122	U	P	Min	49	20	10.64	2.7256	24.3624	32.48 %
54	Nathanielová, Nicole	142	U	P	Min	52	10	15.43	2.7220	24.3302	32.44 %
55	Videnka, Petr	178	U	P	Min	58	20	14.40	2.6389	23.5874	31.45 %
56	Mlynský, Miroslav	48	U	P	Min	63	30	15.45	2.1359	19.0914	25.46 %
57	Diviš, Josef	192	U	P	Min	44	30	12.10	1.1570	10.3417	13.79 %

Stage Results - Single Stack

Place	Name	No.	Class	Div	PF	Points	Pen	Time	Hit Factor	Stage Pts	Stage %
1	Kala, Jakub	129	U	SS	Min	71	0	11.20	6.3393	75.0000	100.00 %
2	Fischer, Manfred	105	U	SS	Min	65	0	11.55	5.6277	66.5811	88.77 %
3	Vítek, Libor	97	U	SS	Min	65	0	12.22	5.3191	62.9301	83.91 %
4	Slováček, Pavel	195	U	SS	Min	69	0	16.15	4.2724	50.5466	67.40 %
5	Kerber, Gerhard	79	U	SS	Min	61	0	14.69	4.1525	49.1281	65.50 %
6	Schenk, Klaus-Dieter	163	U	SS	Min	60	10	27.78	1.7999	21.2945	28.39 %

Generated by PractiScore for Android (1.6.45 Lenovo) at 2020-07-19 15:46 +0200

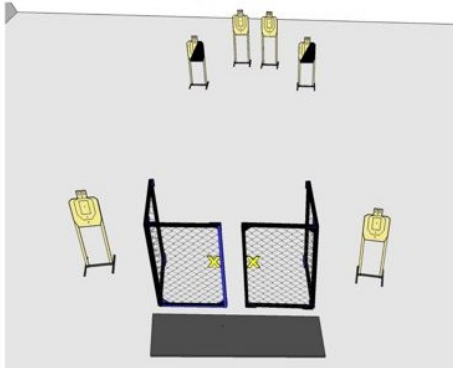
USPSA OAKLEY CHALLENGE 2020 - CM 09-08 CRACERJACK - 2020-07-16



USPSA OAKLEY Challenge 2020
Stage #10 - "CM 09-08 Crackerjack"



START POSITION: Standing centered in the shooting area, hands on the marks.	
GUN READY CONDITION: Handgun loaded and holstered. PCC loaded, option 1.	
STAGE PROCEDURE: Upon start signal, engage targets from within the fault lines.	
SCORING: COMSTOCK	RULES
ROUNDS: 12	A shooter who fires shots while completely outside (both feet out and touching the ground) a shooting area is deemed to have gained a significant advantage and will be given one penalty for each shot fired until presence is re-established in a shooting area. If a competitor starts and fires shots while completely outside a shooting area, foot fault penalties will apply as above. No penalty is assessed if a competitor does not fire any shots while faulting. Having at least one foot in a shooting area and nothing touching outside the shooting area is required to re-establish presence in a shooting area.
POINTS: 60	
PAPER TARGETS:	
IPSC: 0	
USPSA: 6	
POPPERS: 0	
PLATES: 0	



Stage Results - Carry Optics

Place	Name	No.	Class	Div	PF	Points	Pen	Time	Hit Factor	Stage Pts	Stage %
1	Maderanek, Radim	72	U	CO	Min	60	0	6.56	9.1463	60.0000	100.00 %
2	Mach, Petr	88	U	CO	Min	58	0	7.01	8.2739	54.2770	90.46 %
3	Mikolášek, Martin	176	U	CO	Min	52	0	6.89	7.5472	49.5099	82.52 %
4	MEIßNER, Martin	99	U	CO	Min	55	10	7.45	6.0403	39.6245	66.04 %
5	Kindl, Thomas	148	U	CO	Min	44	0	8.95	4.9162	32.2504	53.75 %
6	Němeček, Pavel	179	U	CO	Min	51	10	8.76	4.6804	30.7036	51.17 %
7	Holec, Miroslav	194	U	CO	Min	46	0	10.67	4.3112	28.2816	47.14 %
8	Holyszewski, Petr	170	U	CO	Min	60	0	14.24	4.2135	27.6407	46.07 %

Stage Results - Limited

Place	Name	No.	Class	Div	PF	Points	Pen	Time	Hit Factor	Stage Pts	Stage %
1	Rakušan, Josef	215	U	L	Maj	55	0	6.43	8.5537	60.0000	100.00 %
2	Liehne, Zdeněk	211	U	L	Maj	58	0	6.83	8.4919	59.5665	99.28 %
3	Znamenáček, Petr	205	U	L	Maj	55	0	7.21	7.6283	53.5088	89.18 %
4	Kašpar, Josef	90	U	L	Maj	56	0	7.55	7.4172	52.0280	86.71 %
5	Galazka, Marcin	37	U	L	Min	52	0	7.15	7.2727	51.0144	85.02 %
6	Schröfl, Mark	187	U	L	Maj	54	0	7.43	7.2678	50.9800	84.97 %
7	Kadlec, Michal	210	U	L	Min	54	0	7.59	7.1146	49.9054	83.18 %
8	Kašpar, Jiří	174	U	L	Min	56	0	7.88	7.1066	49.8493	83.08 %
9	Šoustar, Ivo	55	U	L	Maj	58	0	8.27	7.0133	49.1949	81.99 %
10	Novotný, Zdeněk	131	U	L	Min	52	0	7.63	6.8152	47.8053	79.68 %
11	Hořínek, Miloš	217	U	L	Maj	56	0	8.26	6.7797	47.5563	79.26 %
12	Benesch, Thomas	63	U	L	Maj	55	0	8.15	6.7485	47.3374	78.90 %
13	Liehne, Irena	8	U	L	Min	58	0	8.76	6.6210	46.4431	77.41 %
14	Glos, Stanislav	66	U	L	Min	50	0	7.59	6.5876	46.2088	77.01 %
15	Kiss, Szilard	40	U	L	Maj	56	0	8.51	6.5805	46.1590	76.93 %
16	Gazda, David	16	U	L	Min	60	0	9.35	6.4171	45.0128	75.02 %
17	Grohol, Radim	59	U	L	Min	56	0	8.79	6.3709	44.6887	74.48 %
18	Vlček, Lukáš	134	U	L	Min	54	0	8.66	6.2356	43.7397	72.90 %
19	Fiala, Jan	91	U	L	Min	56	0	9.44	5.9322	41.6115	69.35 %
20	Satrapa, František	136	U	L	Min	48	0	8.57	5.6009	39.2876	65.48 %
21	Ptáčková Mísařová, Petra	212	U	L	Min	54	0	9.73	5.5498	38.9291	64.88 %
22	Ladič, Tibor	57	U	L	Maj	55	0	9.97	5.5165	38.6955	64.49 %
23	Eichinger, Andreas	157	U	L	Min	54	0	9.94	5.4326	38.1070	63.51 %

24	Hudeček, František	19	U	L	Min	52	0	9.91	5.2472	36.8065	61.34 %
25	Foltýn, Karel	100	U	L	Min	58	0	11.06	5.2441	36.7848	61.31 %
26	Kubík, Karel	50	U	L	Maj	49	10	7.44	5.2419	36.7694	61.28 %
27	Jurasek, Ondrej	135	U	L	Min	50	0	9.74	5.1335	36.0090	60.01 %
28	Plch, Josef	154	U	L	Min	48	0	9.45	5.0794	35.6295	59.38 %
29	Zálejský, Rostislav	189	U	L	Maj	53	0	10.44	5.0766	35.6099	59.35 %
30	Elstner, Marek	34	U	L	Min	48	0	9.54	5.0314	35.2928	58.82 %
31	Tošenovská, Martina	175	U	L	Min	45	10	7.30	4.7945	33.6311	56.05 %
32	Smětala, Oldřich	84	U	L	Min	54	0	11.56	4.6713	32.7669	54.61 %
33	Částek, Jindra	177	U	L	Min	48	0	10.39	4.6198	32.4056	54.01 %
34	Král, Dalibor	17	U	L	Min	47	10	8.32	4.4471	31.1942	51.99 %
35	David, Jaroslav	83	U	L	Min	51	10	9.23	4.4420	31.1584	51.93 %
36	Dvořák, Petr	185	U	L	Min	44	0	9.92	4.4355	31.1129	51.85 %
37	Vybíral, Jan	3	U	L	Min	56	0	13.00	4.3077	30.2164	50.36 %
38	Konvičná, Růžena	119	U	L	Min	52	0	12.29	4.2311	29.6791	49.47 %
39	Kulbabl, Adam	180	U	L	Min	49	10	9.32	4.1845	29.3522	48.92 %
40	Tischlerová, Markéta	197	U	L	Min	49	10	9.58	4.0710	28.5561	47.59 %
41	Hrtánek, Michal	74	U	L	Min	51	10	10.45	3.9234	27.5207	45.87 %
42	Schneider, Michael	115	U	L	Min	46	0	11.78	3.9049	27.3910	45.65 %
43	Bernat, Petr	207	U	L	Min	50	0	13.00	3.8462	26.9792	44.97 %
44	Vybíralová, Miluše	2	U	L	Min	40	0	11.64	3.4364	24.1047	40.17 %
45	Foltyn, Tomas	102	U	L	Min	48	0	14.05	3.4164	23.9644	39.94 %
46	Švadláková, Miroslava	132	U	L	Min	47	10	10.86	3.4070	23.8984	39.83 %
47	Konvičný, Lumír	118	U	L	Min	45	10	10.52	3.3270	23.3373	38.90 %
48	Kastl, Christoph	121	U	L	Min	45	10	11.18	3.1306	21.9596	36.60 %
49	Komínek, Jiří	164	U	L	Maj	46	20	8.93	2.9115	20.4227	34.04 %
50	Fiala jr., Jan	93	U	L	Min	45	10	13.49	2.5945	18.1991	30.33 %
51	Vachoušková, Petra	75	U	L	Min	48	20	11.03	2.5385	17.8063	29.68 %
52	Klvaňa, Tomáš	169	U	L	Min	44	20	10.73	2.2367	15.6894	26.15 %
53	Kvasnica, Radomír	47	U	L	Min	42	20	10.59	2.0774	14.5719	24.29 %
54	Čapka, Kamil	58	U	L	Min	38	20	10.92	1.6484	11.5627	19.27 %
55	Zalejská, Draha	213	U	L	Min	44	20	15.19	1.5800	11.0829	18.47 %
56	Čapka, Petr	44	U	L	Min	39	30	8.24	1.0922	7.6612	12.77 %
57	Janošek, Dušan	150	U	L	Min	46	20	32.78	0.7932	5.5639	9.27 %
58	Batěk, Jarda	68	U	L	Min	37	30	9.24	0.7576	5.3142	8.86 %
59	Novák, Miloš	184	U	L	Min	37	30	11.03	0.6346	4.4514	7.42 %
60	Alexander, Bauer	123	U	L	Min	35	30	8.47	0.5903	4.1407	6.90 %
61	Perout, Filip	108	U	L	Min	35	30	8.59	0.5821	4.0831	6.81 %
62	(DQ) Vopařil, Josef	PEPI	U	L	Min						

Stage Results - Open

Place	Name	No.	Class	Div	PF	Points	Pen	Time	Hit Factor	Stage Pts	Stage %
1	Šebo, Robin	107	U	O	Maj	57	0	6.16	9.2532	60.0000	100.00 %
2	Běhal, Jiří	96	U	O	Maj	58	0	6.29	9.2210	59.7912	99.65 %
3	Sustrova, Katerina	92	U	O	Maj	56	0	6.54	8.5627	55.5226	92.54 %
4	Slavík, Daniel	65	U	O	Min	58	0	6.91	8.3936	54.4261	90.71 %
5	Vystyd, Václav	133	U	O	Maj	54	0	6.85	7.8832	51.1166	85.19 %
6	Glac, Martin	60	U	O	Maj	60	0	8.15	7.3620	47.7370	79.56 %
7	Šustr, Miloš	94	U	O	Maj	58	0	7.91	7.3325	47.5457	79.24 %
8	Richter, Petr	31	U	O	Maj	56	0	7.83	7.1520	46.3753	77.29 %
9	Aigner, Michael	151	U	O	Maj	58	0	8.23	7.0474	45.6971	76.16 %
10	Pawlik, Celina	30	U	O	Maj	53	0	7.66	6.9191	44.8651	74.78 %
11	Malá, Marcela	35	U	O	Maj	57	0	8.56	6.6589	43.1779	71.96 %
12	Aigner, Edeltraut	152	U	O	Maj	59	0	9.27	6.3646	41.2696	68.78 %
13	Samek, Petr	198	U	O	Maj	52	10	7.64	5.4974	35.6465	59.41 %
14	Schröfl, Alexander	186	U	O	Maj	55	0	10.65	5.1643	33.4866	55.81 %
15	Müller, Georg	137	U	O	Maj	54	0	10.78	5.0093	32.4815	54.14 %
16	Žáček, Milan	4	U	O	Maj	53	10	9.37	4.5891	29.7568	49.59 %
17	PRASCHINGER, Edgar	98	U	O	Maj	37	60	5.14	0.0000	0.0000	0.00 %

Stage Results - PCC

Place	Name	No.	Class	Div	PF	Points	Pen	Time	Hit	Stage	Stage %
-------	------	-----	-------	-----	----	--------	-----	------	-----	-------	---------

									Factor	Pts	
1	Ženčár, Pavol	147	U	PCC	Min	58	0	5.65	10.2655	60.0000	100.00 %
2	Novotny, Martin	5	U	PCC	Min	54	0	5.51	9.8004	57.2816	95.47 %
3	Marcinek, Pavel	21	U	PCC	Min	56	0	5.78	9.6886	56.6281	94.38 %
4	Maska, Richard	155	U	PCC	Min	58	0	6.58	8.8146	51.5198	85.87 %
5	Rozehnal, Pavel	23	U	PCC	Min	58	0	6.77	8.5672	50.0737	83.46 %
6	Synek, Miloš	203	U	PCC	Min	54	0	6.31	8.5578	50.0188	83.36 %
7	Cimburek, Lukas	181	U	PCC	Min	54	0	6.34	8.5174	49.7827	82.97 %
8	Szihn, Roman	124	U	PCC	Min	58	0	6.90	8.4058	49.1304	81.88 %
9	Plzák, Jiří	1	U	PCC	Min	60	0	7.40	8.1081	47.3904	78.98 %
10	Žolnay, Pavol	114	U	PCC	Min	54	0	6.75	8.0000	46.7586	77.93 %
11	Kubáč, Vítězslav	204	U	PCC	Min	54	0	7.10	7.6056	44.4534	74.09 %
12	Radkovič, Michal	18	U	PCC	Min	60	0	7.94	7.5567	44.1676	73.61 %
13	Sudek, Lukáš	191	U	PCC	Min	46	0	6.09	7.5534	44.1483	73.58 %
14	Kučerík, Petr	27	U	PCC	Min	56	0	7.67	7.3012	42.6742	71.12 %
15	Peša, Jaroslav	188	U	PCC	Min	52	0	7.20	7.2222	42.2125	70.35 %
16	Bublák, Martin	89	U	PCC	Min	56	0	8.49	6.5960	38.5524	64.25 %
17	Šindler, Hynek	25	U	PCC	Min	56	0	8.51	6.5805	38.4618	64.10 %
18	Ladisich, Robert	106	U	PCC	Min	52	0	8.13	6.3961	37.3841	62.31 %
19	Krammer, Petra	52	U	PCC	Min	54	0	9.10	5.9341	34.6837	57.81 %
20	Krátký, Václav	144	U	PCC	Min	48	0	8.14	5.8968	34.4657	57.44 %
21	Malý, Daniel	28	U	PCC	Min	60	0	10.41	5.7637	33.6878	56.15 %
22	Krátká, Marie	145	U	PCC	Min	54	0	9.43	5.7264	33.4698	55.78 %
23	Musil, Eduard	22	U	PCC	Min	49	10	7.04	5.5398	32.3791	53.97 %
24	Chlup, Michal	158	U	PCC	Min	58	0	11.04	5.2536	30.7063	51.18 %
25	Ladisich, Sonja	104	U	PCC	Min	50	0	10.54	4.7438	27.7267	46.21 %
26	Malý, Jan	29	U	PCC	Min	45	10	8.25	4.2424	24.7961	41.33 %

Stage Results - Production

Place	Name	No.	Class	Div	PF	Points	Pen	Time	Hit Factor	Stage Pts	Stage %
1	Zapletal, Miroslav	167	U	P	Min	60	0	6.61	9.0772	60.0000	100.00 %
2	Štěpán, Michal	81	U	P	Min	58	0	6.85	8.4672	55.9679	93.28 %
3	Strýc, Michael	173	U	P	Min	58	0	7.29	7.9561	52.5896	87.65 %
4	Balej, Zdeněk	165	U	P	Min	56	0	7.65	7.3203	48.3869	80.64 %
5	Jedlička, Jiri	202	U	P	Min	52	0	7.17	7.2524	47.9381	79.90 %
6	Němeček, Zdeněk	111	U	P	Min	54	0	7.45	7.2483	47.9110	79.85 %
7	Liehne, Jan	9	U	P	Min	54	0	7.48	7.2193	47.7193	79.53 %
8	Císař, Radek	193	U	P	Maj	56	0	7.99	7.0088	46.3279	77.21 %
9	Brož, Jakub	43	U	P	Min	56	0	8.52	6.5728	43.4460	72.41 %
10	Gabriel, Jiří	149	U	P	Min	56	0	8.68	6.4516	42.6449	71.07 %
11	Mačura, Ondřej	10	U	P	Min	48	0	7.45	6.4430	42.5880	70.98 %
12	Vomela, Lukáš	101	U	P	Min	52	0	8.14	6.3882	42.2258	70.38 %
13	Luža, Jaroslav	86	U	P	Min	56	0	8.81	6.3564	42.0156	70.03 %
14	Dolezal, Philipp	38	U	P	Min	52	0	8.26	6.2954	41.6124	69.35 %
15	Kužel, Zdeněk	6	U	P	Min	49	10	6.20	6.2903	41.5787	69.30 %
16	Kaprál, Vojtěch	190	U	P	Min	56	0	9.39	5.9638	39.4205	65.70 %
17	Boško, Radovan	82	U	P	Min	46	0	7.72	5.9585	39.3855	65.64 %
18	Rajman, Jiří	11	U	P	Min	56	0	9.40	5.9574	39.3782	65.63 %
19	Jedlička, Jakub	201	U	P	Min	58	0	9.77	5.9365	39.2401	65.40 %
20	Vorlíček, Jan	78	U	P	Min	50	0	8.50	5.8824	38.8825	64.80 %
21	Najmonová, Hana	13	U	P	Min	54	0	9.32	5.7940	38.2982	63.83 %
22	Zikán, Roman	70	U	P	Min	50	0	8.72	5.7339	37.9009	63.17 %
23	Prokop, Jan	67	U	P	Min	44	0	7.72	5.6995	37.6735	62.79 %
24	Růžička, Milan	41	U	P	Min	50	0	8.78	5.6948	37.6424	62.74 %
25	Vančura, Jan	160	U	P	Min	56	0	9.90	5.6566	37.3899	62.32 %
26	Cehelský, Petr	80	U	P	Min	46	0	8.21	5.6029	37.0350	61.72 %
27	Mužík, Pavel	7	U	P	Min	52	0	9.47	5.4910	36.2953	60.49 %
28	Grygar, Zdeněk	85	U	P	Min	52	0	9.48	5.4852	36.2570	60.43 %
29	Pánek, Aleš	199	U	P	Min	50	0	9.15	5.4645	36.1202	60.20 %
30	Hodoval, Pavel	200	U	P	Min	54	0	10.24	5.2734	34.8570	58.10 %
31	Valvoda, Marek	12	U	P	Min	46	0	8.75	5.2571	34.7493	57.92 %
32	Šilhán, Jiří	42	U	P	Min	52	0	9.91	5.2472	34.6838	57.81 %

33	Klimesš, Martin	87	U	P	Min	50	0	9.59	5.2138	34.4631	57.44 %
34	Zemčík, Jan	139	U	P	Min	56	0	10.75	5.2093	34.4333	57.39 %
35	Pěčková, Petra	159	U	P	Min	52	0	10.22	5.0881	33.6322	56.05 %
36	Kretek, Daniel	216	U	P	Min	60	0	12.04	4.9834	32.9401	54.90 %
37	Videnka, Petr	178	U	P	Min	50	0	10.61	4.7125	31.1495	51.92 %
38	Malach, Miroslav	128	U	P	Min	46	0	10.06	4.5726	30.2247	50.37 %
39	Chernobai, Valentina	45	U	P	Min	52	0	11.47	4.5336	29.9670	49.94 %
40	Kratochvíl, Vaclav	54	U	P	Maj	50	10	8.90	4.4944	29.7078	49.51 %
41	Piatke, Ondřej	120	U	P	Min	47	10	8.44	4.3839	28.9774	48.30 %
42	Lakosil, Jaroslav	53	U	P	Min	51	10	9.63	4.2575	28.1419	46.90 %
43	Neumann, Michal	26	U	P	Min	47	10	8.80	4.2045	27.7916	46.32 %
44	Bauer, David	122	U	P	Min	45	10	8.71	4.0184	26.5615	44.27 %
45	Šurý, Petr	33	U	P	Min	54	0	13.57	3.9794	26.3037	43.84 %
46	Rossl, Karel	218	U	P	Min	54	0	13.92	3.8793	25.6420	42.74 %
47	Pícha, Jiří	20	U	P	Min	54	0	14.58	3.7037	24.4813	40.80 %
48	Jurásek, Petr	56	U	P	Min	45	10	10.08	3.4722	22.9511	38.25 %
49	Mlynský, Miroslav	48	U	P	Min	38	0	11.25	3.3778	22.3271	37.21 %
50	Slivečka, Zdeněk	126	U	P	Min	41	10	9.98	3.1062	20.5319	34.22 %
51	Sixta, Bedřich	14	U	P	Min	47	10	11.98	3.0885	20.4149	34.02 %
52	Dohnalová, Dana	146	U	P	Min	51	10	13.64	3.0059	19.8689	33.11 %
53	Diviš, Josef	192	U	P	Min	41	10	10.71	2.8945	19.1326	31.89 %
54	Švajka, Ondřej	61	U	P	Min	46	20	8.99	2.8921	19.1167	31.86 %
55	Chaloupka, Jakub	76	U	P	Min	39	10	12.19	2.3790	15.7251	26.21 %
56	Nathanielová, Nicole	142	U	P	Min	38	20	9.93	1.8127	11.9819	19.97 %
57	Škop, Ctirad	153	U	P	Min	41	30	8.55	1.2865	8.5037	14.17 %

Stage Results - Single Stack

Place	Name	No.	Class	Div	PF	Points	Pen	Time	Hit Factor	Stage Pts	Stage %
1	Kala, Jakub	129	U	SS	Min	54	0	8.22	6.5693	60.0000	100.00 %
2	Fischer, Manfred	105	U	SS	Min	50	0	11.37	4.3975	40.1641	66.94 %
3	Vítek, Libor	97	U	SS	Min	48	0	11.08	4.3321	39.5668	65.94 %
4	Slováček, Pavel	195	U	SS	Min	53	10	11.49	3.7424	34.1808	56.97 %
5	Schenk, Klaus-Dieter	163	U	SS	Min	44	0	13.21	3.3308	30.4215	50.70 %
6	Kerber, Gerhard	79	U	SS	Min	36	20	13.01	1.2298	11.2322	18.72 %

Generated by PractiScore for Android (1.6.45 Lenovo) at 2020-07-19 15:46 +0200