



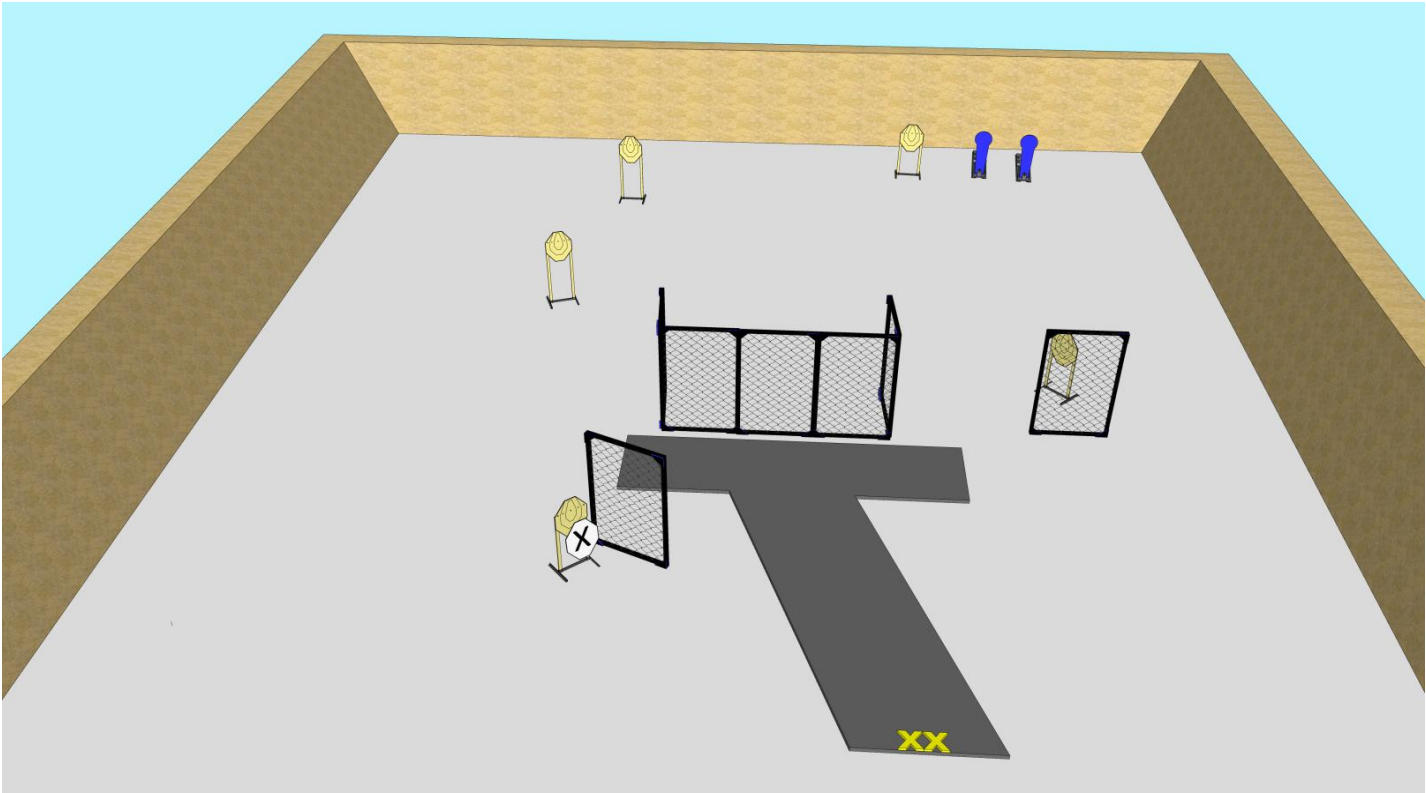




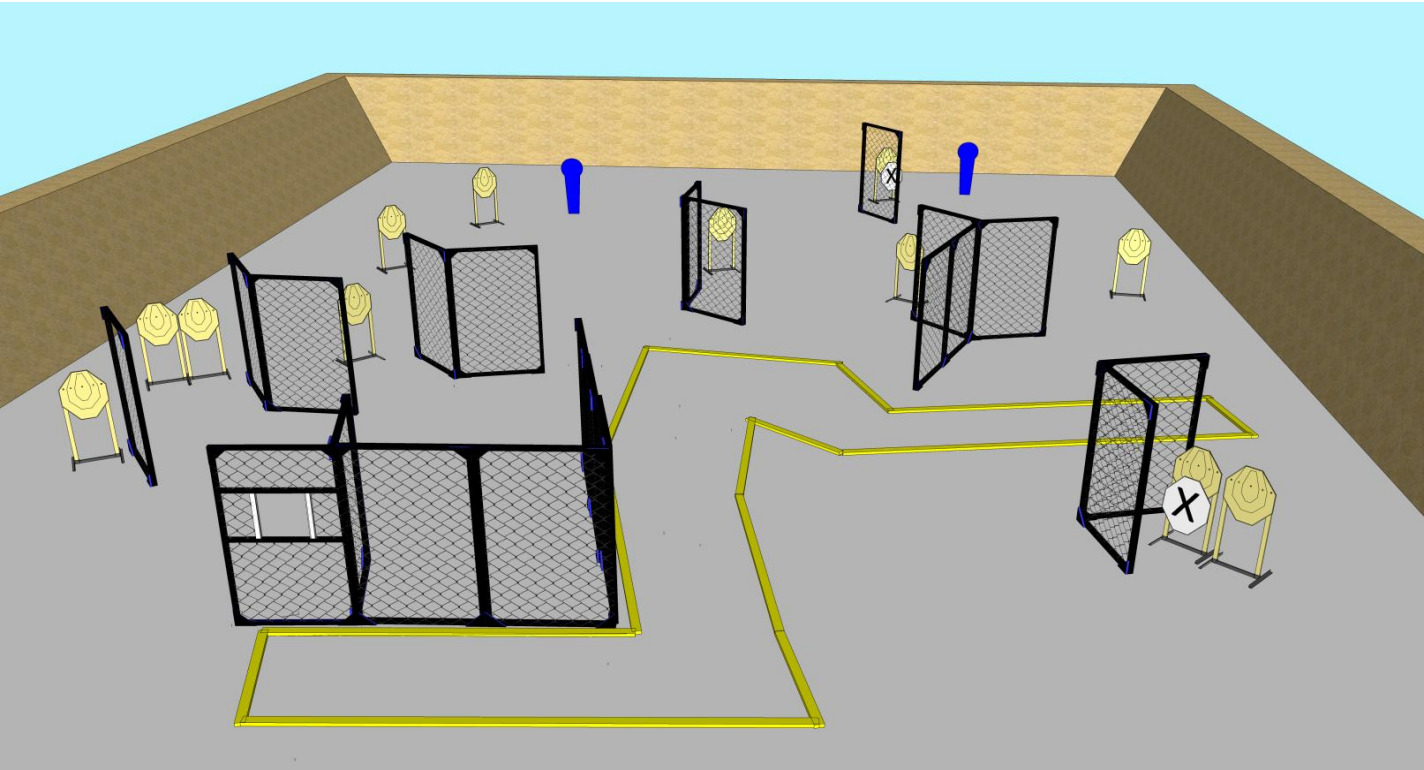






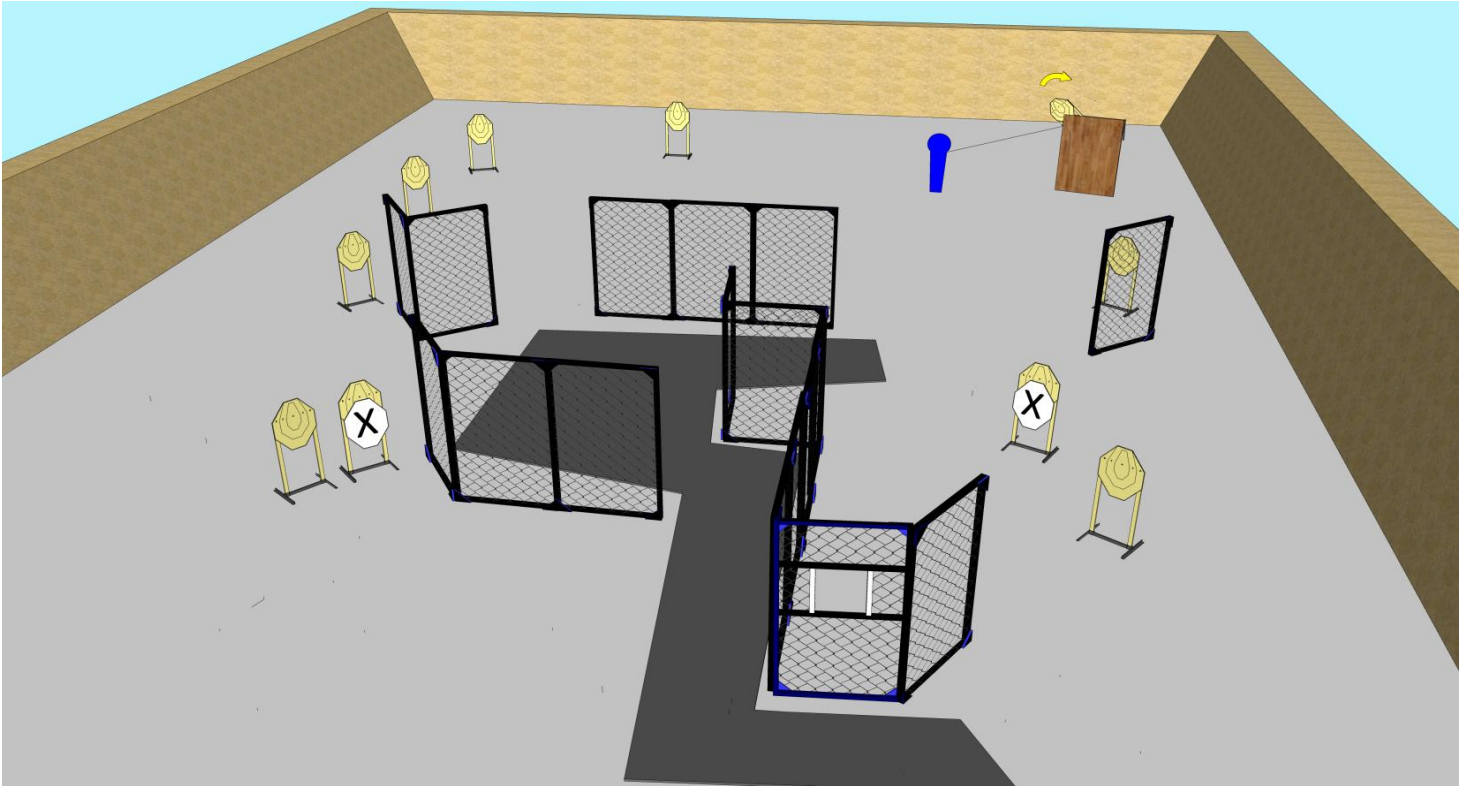
stage 1				
	12	5	2	
Number of rounds to be scored:	12			
Targets:	5 IPSC Targets, 2 IPSC Poppers			
Start position:	Standing on mark			
Handgun Ready Condition				
Time Start:	Audible signal			
Procedure:	After start signal engage all the targets from designated area			
Safety angles:	90 degrees left/right, High of top of the backtop			








stage 2			  	
	26		12	2
Number of rounds to be scored:	26			
Targets:	12 IPSC Targets, 2 IPSC Poppers			
Start position:	Standing anywhere			
Handgun Ready Condition				
Time Start:	Audible signal			
Procedure:	After start signal engage all the targets from designated area			
Safety angles:	90 degrees left/right, High of top of the backstop			








stage 3				
	21	10	1	
Number of rounds to be scored:	21			
Targets:	10 IPSC Targets, 1 IPSC Popper			
Start position:	Standing anywhere			
Handgun Ready Condition				
Time Start:	Audible signal			
Procedure:	After start signal engage all the targets from designated area Popper P1 activates moving target. All moving targets remains visible at the end of the movement.			
Safety angles:	90 degrees left/right, High of top of the backtop			







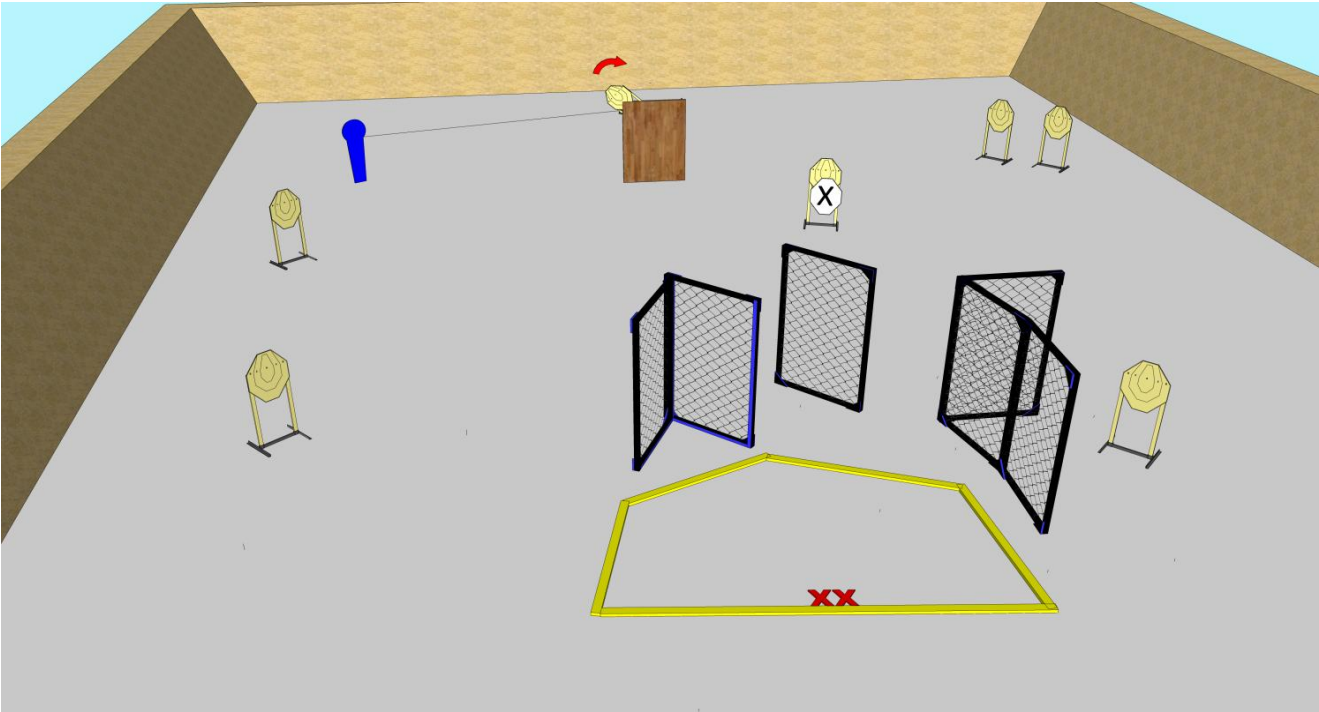
stage 4				
	23	11	1	
Number of rounds to be scored:	23			
Targets:	11 IPSC Targets, 1 IPSC Popper			
Start position:	Standing on mark			
Handgun Ready Condition				
Time Start:	Audible signal			
Procedure:	After start signal engage all the targets from designated area Popper P1 activates moving target All moving targets remains visible at the end of the movement.			
Safety angles:	90 degrees left/right, High of top of the backtop			







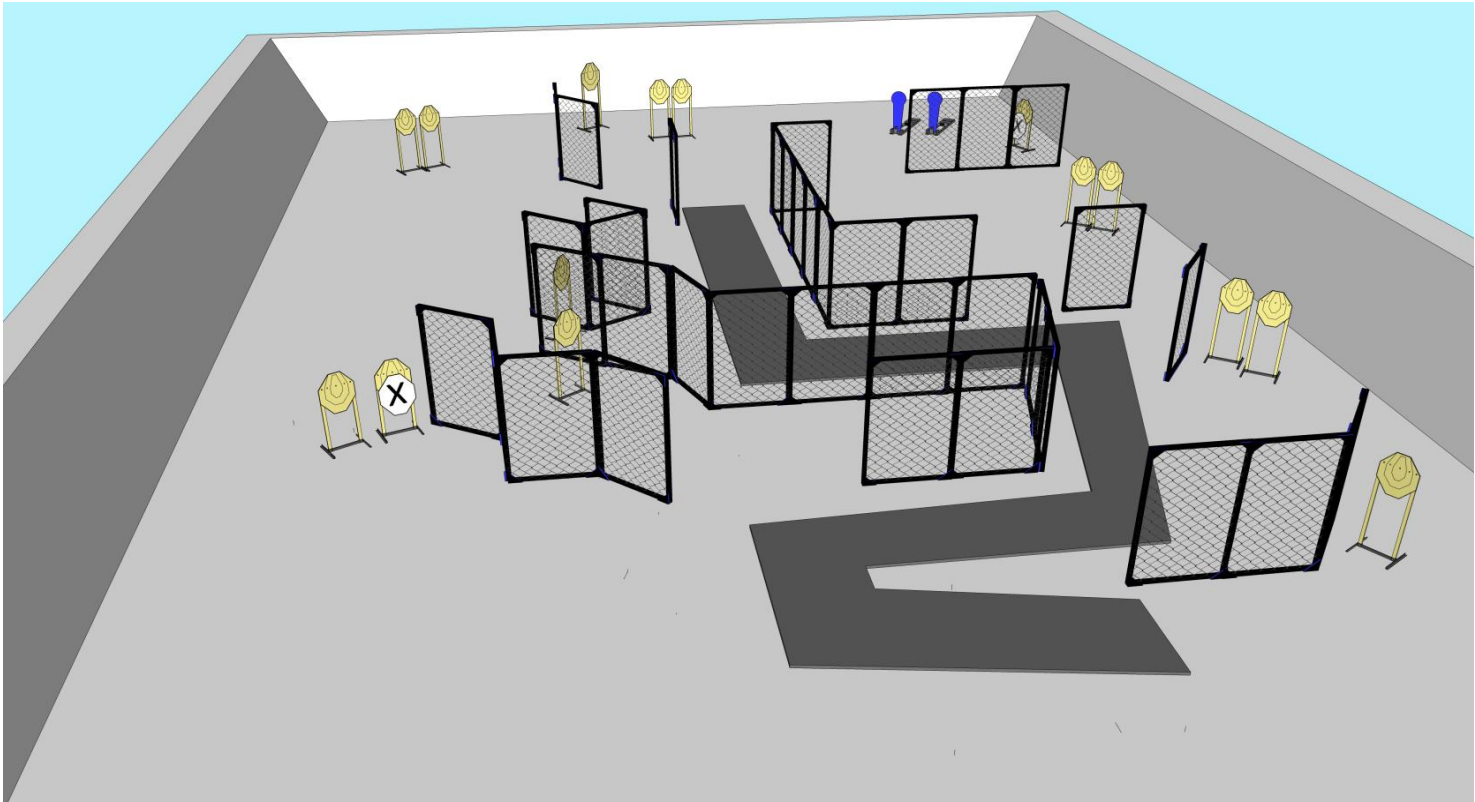
stage 5				
	12	5	2	
Number of rounds to be scored:	12			
Targets:	5 IPSC Targets, 2 IPSC Poppers			
Start position:	Standing anywhere			
Handgun Ready Condition				
Time Start:	Audible signal			
Procedure:	After start signal engage all the targets from designated area Popper P1 activates moving target All moving targets remains visible at the end of the movement.			
Safety angles:	90 degrees left/right, High of top of the backtop			







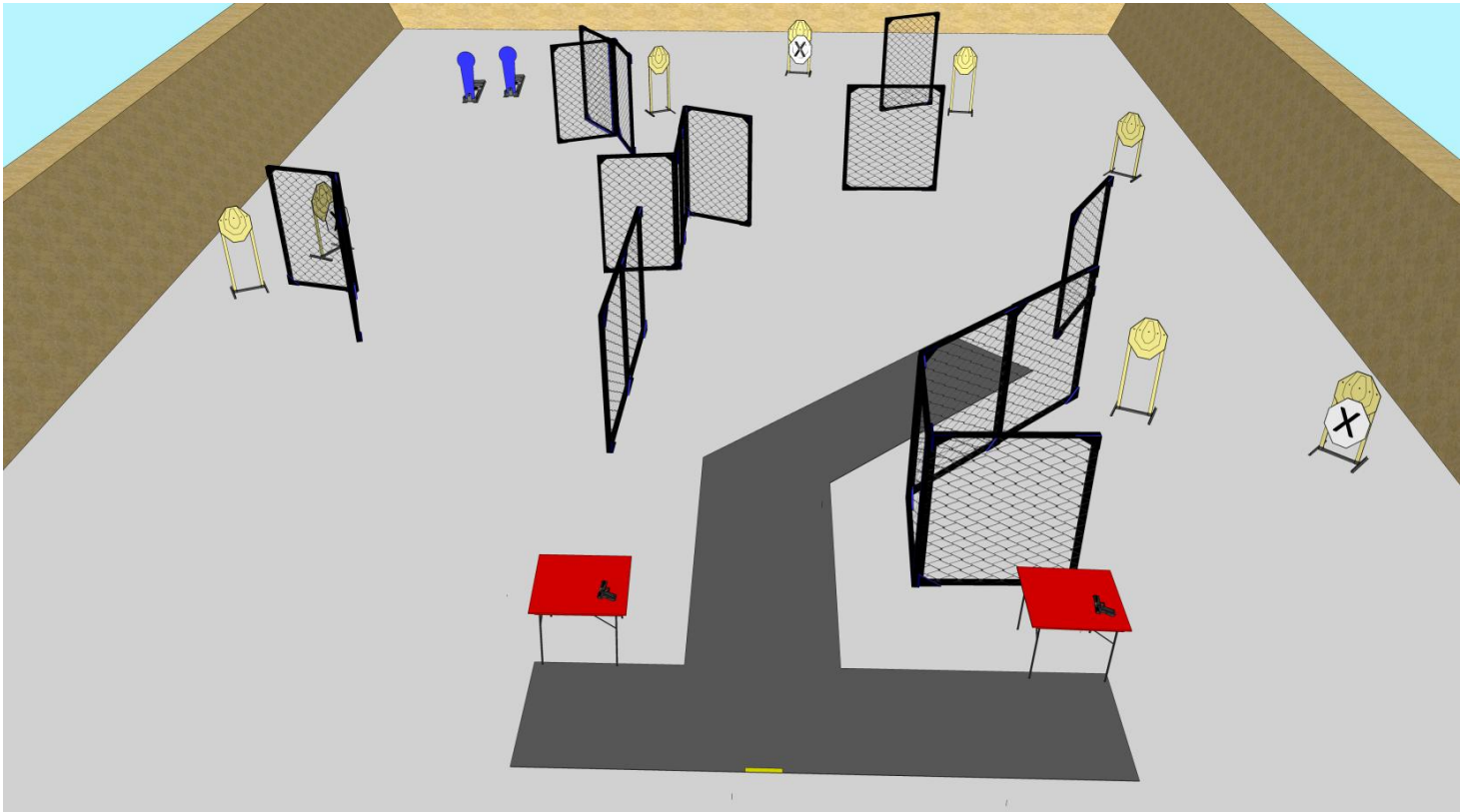
stage 6				
	15	7	1	
Number of rounds to be scored:	15			
Targets:	7 IPSC Targets, 1 IPSC popper			
Start position:	Standing on mark			
Handgun Ready Condition				
Time Start:	Audible signal			
Procedure:	After start signal engage all the targets from designated area Popper P1 activates moving target All moving targets remains visible at the end of the movement.			
Safety angles:	90 degrees left/right, High of top of the backstop			







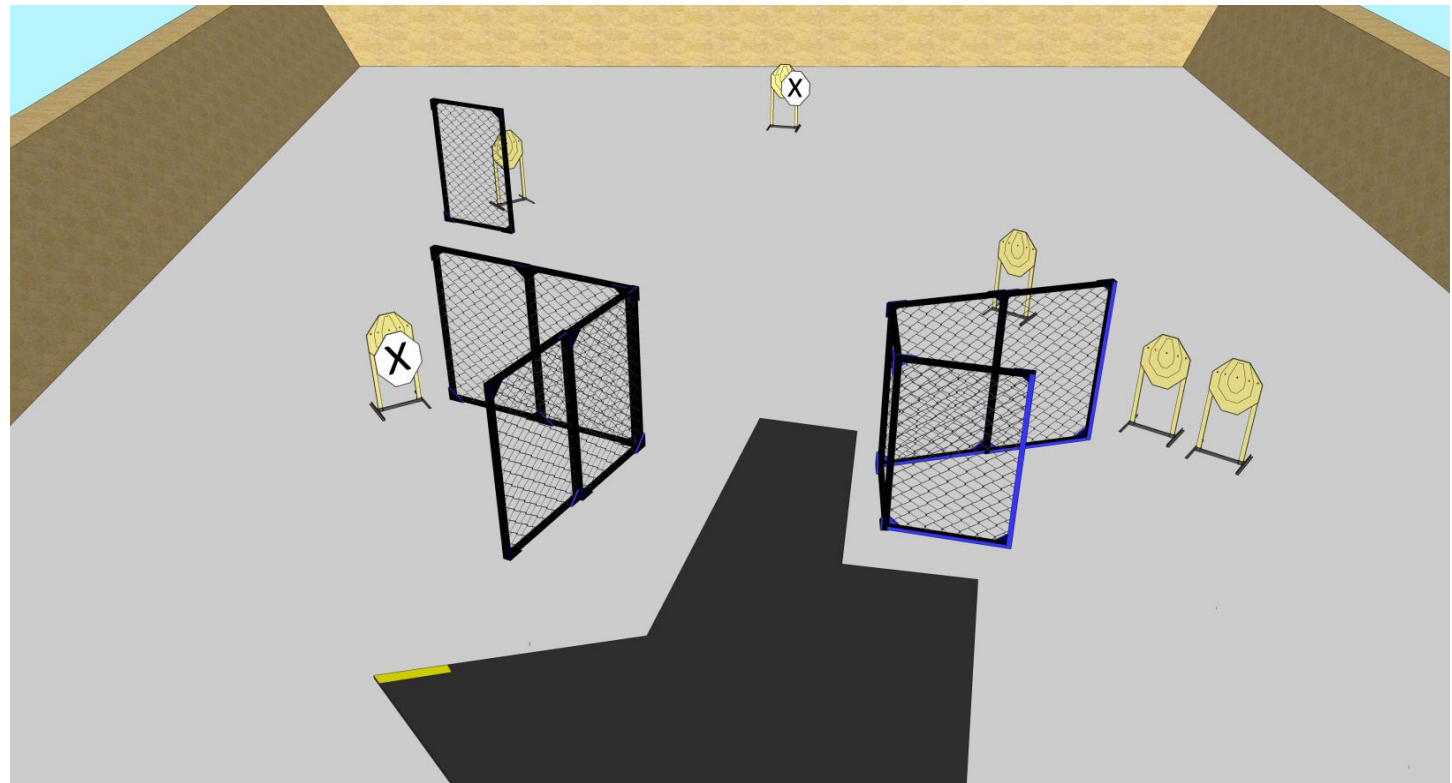
stage 7		  		
	32	15	2	
Number of rounds to be scored:	32			
Targets:	15 IPSC Targets, 2 IPSC Poppers			
Start position:	Standing anywhere			
Handgun Ready Condition				
Time Start:	Audible signal			
Procedure:	After start signal engage all the targets from designated area			
Safety angles:	90 degrees left/right, High of top of the backstop			







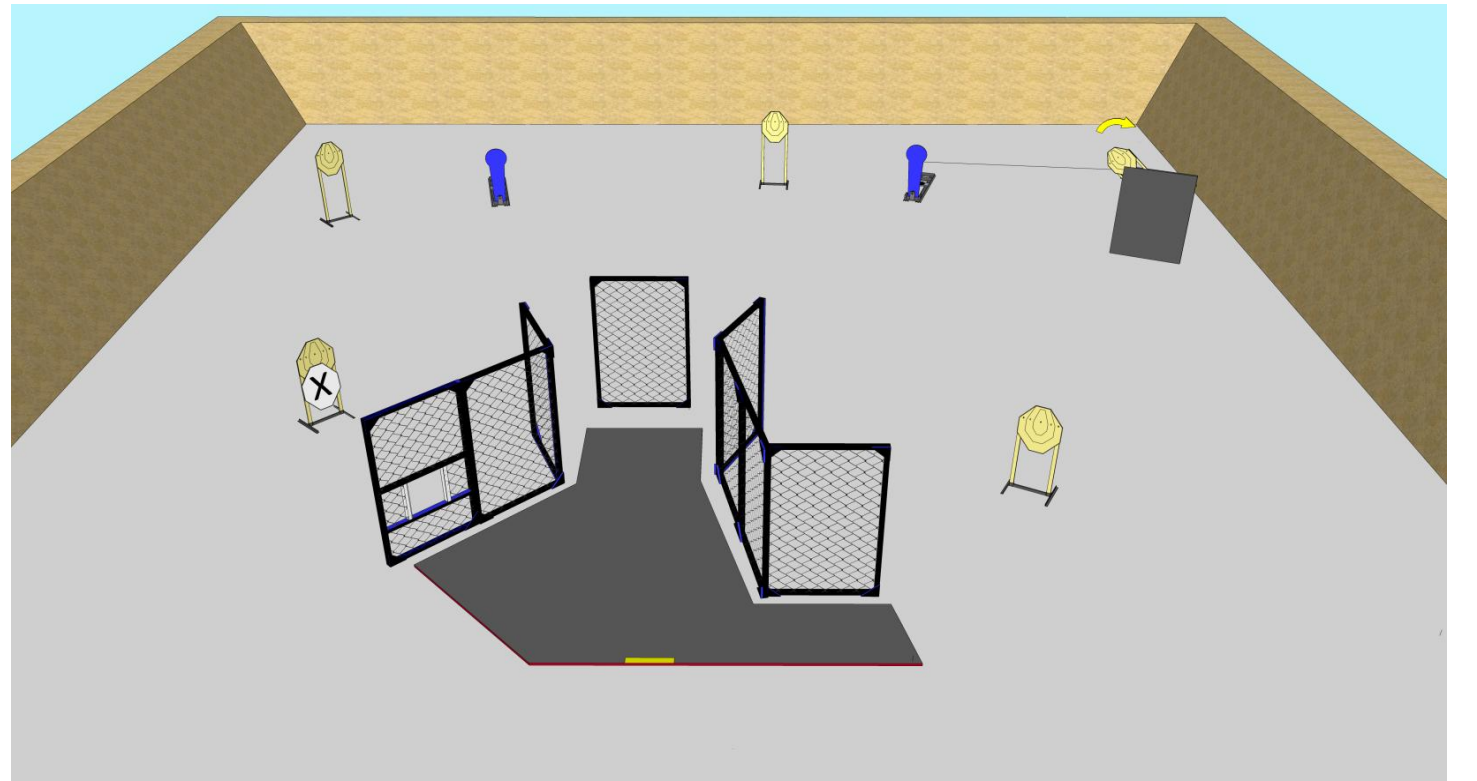
stage 8				
	18	8	2	
Number of rounds to be scored:	18			
Targets:	8 IPSC Targets, 2 IPSC poppers			
Start position:	Standing on mark			
Handgun Ready Condition	Gun unloaded on the table, chamber and magwell empty All magazines on belt			
Time Start:	Audible signal			
Procedure:	After start signal engage all the targets from designated area			
Safety angles:	90 degrees left/right, High of top of the backstop			







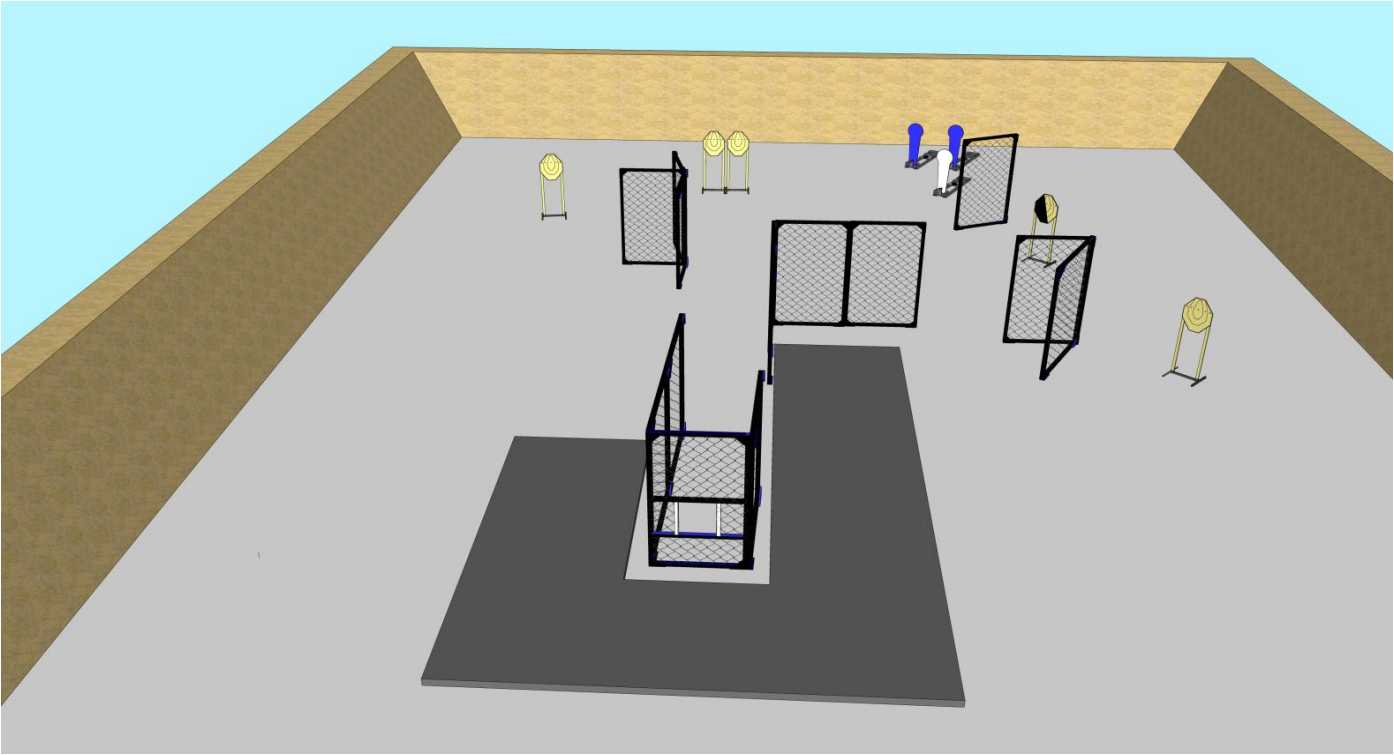
stage 9		  
	12	6
Number of rounds to be scored:	12	
Targets:	6 IPSC Targets	
Start position:	Standing on mark	
Handgun Ready Condition		
Time Start:	Audible signal	
Procedure:	After start signal engage all the targets from designated area	
Safety angles:	90 degrees left/right, High of top of the backstop	




stage 10				
	  			
	12	5	2	
Number of rounds to be scored:	12			
Targets:	5 IPSC Targets, 2 IPSC Poppers			
Start position:	Standing on mark			
Handgun Ready Condition				
Time Start:	Audible signal			
Procedure:	After start signal engage all the targets from designated area Popper P1 activates moving target. All moving targets remains visible at the end of the movement.			
Safety angles:	90 degrees left/right, High of top of the backstop			



stage 11				
	12	5	2	
Number of rounds to be scored:	12			
Targets:	5 IPSC Targets, 2 IPSC Poppers			
Start position:	Standing anywhere			
Handgun Ready Condition				
Time Start:	Audible signal			
Procedure:	After start signal engage all the targets from designated area			
Safety angles:	90 degrees left/right, High of top of the backtop			



stage 12				
	9	3	3	
Number of rounds to be scored:	9			
Targets:	3 IPSC Targets, 3 IPSC Poppers			
Start position:	Standing anywhere			
Handgun Ready Condition				
Time Start:	Audible signal			
Procedure:	After start signal engage all the targets from designated area Popper P1, P2, P3 activates moving target T1,T2, T3 All moving targets remains visible at the end of the movement.			
Safety angles:	90 degrees left/right, High of top of the backtop			

